



SACO

SPECIALIST ANODISING

COMPONENTS CATALOGUE

ISSUE 31


A DIVISION OF THE LENDLOCK GROUP

COMPONENTS CATALOGUE

ISSUE 31

| PRODUCT GROUPS | Pages |
|--|--------------|
| 1. Triangulated caps for crimped pumps | 2 to 4 |
| 2. Caps with plastic inserts for crimped pumps | 5 to 11 |
| 3. Shrouds with internal ribs for pumps | 12 to 16 |
| 4. Shrouds ribbed internal and with internal or external beads | 17 to 19 |
| 5. Shrouds ribbed internal with step at open end | 20 to 21 |
| 6. Shrouds external nibs without internal ribs | 22 |
| 7. Triangulated caps for shrouds in product group 3 | 23 |
| 8. Caps with plastic inserts for shrouds in product group 3 | 24 to 31 |
| 9. Round caps with or without inserts to fit nibbed shrouds in product group 6 | 32 |
| 10. Caps with screw inserts | 33 to 39 |
| 11. Miscellaneous components | 40 to 42 |
| 13. Full service | 43 |
| 14. Pump manufacturer specifics | 44 to 47 |
| 15. Specific function caps | 48 |
| 16. Caps with plastic inserts for shrouds in product groups 4 & 5 | 49 |
| 17. Jar Caps | 5 |

Product Group 1
Triangulated to caps to fit crimped pumps



1. STANDARD CAP



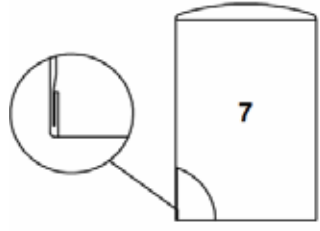
2. DOMED TOP CAP



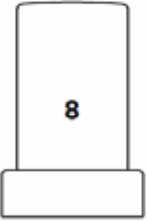
3. SOFT TOP CAP




4. FLAT TOP CAP



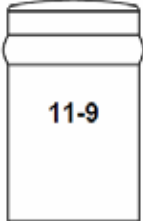
7. SED CAP
(SAFE EDGE)



8. STEPPED CAP
AT OPEN END



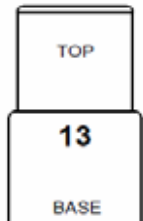
9. FLUTED OUTSIDE
DIAMETER



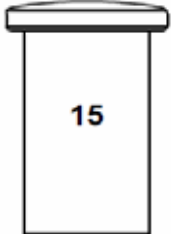
11-9. CAP WITH
TOP RING



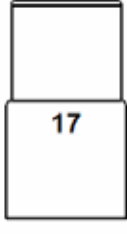
12. CAP WITH
DOME FEATURE



13. 2 PART CAP



15. DISC TOP CAP




17. STEP
DIAMETER CAP



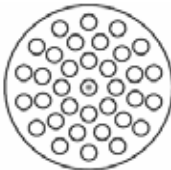
20. TOP FACE
EMBOSSED WITH
ONE RING



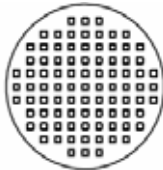
20-1. TOP FACE
EMBOSSED WITH
2 RINGS



20-2. TOP FACE
EMBOSSED WITH
CIRCLES



21. TOP FACE
DEBOSSED WITH
CIRCLES




21-1. TOP FACE
DEBOSSED WITH
SQUARES



23. STEPPED DIAMETER
TOP FACE CAP

Product Group 2
Caps with plastic inserts for crimped pumps



Product Group 2
Caps with plastic inserts for crimped pumps

| Size | Cap Code | Insert | | Cap O/D | Height | Style | Comment |
|----------------|----------------|-------------|-----------|---------|----------|-----------|---|
| | | FEA Fit | G.P.I Fit | | | | |
| 13mm | 254-27 | C3157 | | 26 | 27 | 1 | |
| | 254-27TH | C3157 | | 26/30 | 27 | 5 | |
| | 254-28THFLEBF | C3157 | | 26/31 | 28 | 14-8 | |
| | 254-28DKTH | C3157 | | 26/30 | 28 | 14-9 | |
| | 254-29THCK | C3157 | | 26/29 | 29 | 14-4 | |
| | 254-30TH | C3157 | | 26/30 | 30 | 5 | |
| | 254-314GR | C3157 | | 26 | 31 | 11-12 | |
| | 254-31FTCK | C3157 | | 26 | 31 | 4 & 14-2 | |
| | 254-31FT2CK | C3157 | | 26.2 | 31 | 4 & 14-10 | |
| | 254-31FT3CK | C3157 | | 26 | 31 | 4 & 14-1 | |
| | 254-31FTEBSWSQ | C3157 | | 26 | 31 | 4 & 24-01 | |
| | 254-31FTEBSWC | C3157 | | 26 | 31 | 4 & 24 | |
| | 254-32 | C3157 | | 26 | 32 | 1 | |
| | 254-33 | C3157 | | 26 | 33 | 1 | |
| | 254-38 | C3157 | | 26 | 38 | 1 | |
| | 254-38DOM | C3157 | | 26 | 38 | 2 | |
| | 254-4211R | C3157 | | 26 | 42 | 11-1 | |
| 15mm | 18-32 | C2291/C3003 | | 19.2 | 32 | 1 | C2291 Insert has closed top with an internal height of 27mm |
| | 18-32DOM | C2291/C3003 | | 19.2 | 32 | 2 | |
| | 18-34 | C2291/C3003 | | 19.2 | 34 | 1 | |
| | 18-34DOM | C2291/C3003 | | 19.2 | 34 | 2 | |
| | 18-35 | C2291/C3003 | | 19.2 | 35 | 1 | C3003 Insert has a 13.7mm diameter hole in the top face |
| | 18-35SED | C2291/C3003 | | 19.4 | 35 | 1 & 7 | |
| | 18-3625FTSED | C2291/C3003 | C3098 | 19.4 | 36.25 | 4 & 7 | |
| | 18-37 | C2291/C3003 | C3098 | 19.2 | 37 | 1 | |
| | 18-39 | C2291/C3003 | C3098 | 19.2 | 39 | 1 | |
| | 18-55 | C2291/C3003 | C3098 | 19.2 | 55 | 1 | |
| 196-25 | C2982 | | 20.4 | 25 | 1 | | |
| 196-26BC | C2982 | | 20.4/26.7 | 26 | 28 | | |
| 196-27 | C2982 | | 20.4 | 27 | 1 | | |
| 196-28 | C2982 | | 20.4 | 28 | 1 | | |
| 196-28FT1GR | C2982 | | 20.4 | 28 | 4 & 11-8 | | |
| 196-29CKBDINT | C2982 | | 20.4 | 29 | 14-3 | | |
| 196-30 | C2982 | | 20.4 | 30 | 1 | | |
| 196-31TH | C2982 | | 20.4/23.5 | 31 | 5 | | |
| 196-32 | C2982 | | 20.4 | 32 | 1 | | |
| 196-32SED | C2982 | | 20.6 | 32 | 1 & 7 | | |
| 196-32DOM | C2982 | | 20.4 | 32 | 2 | | |
| 196-33BC | C2982 | | 20.4 | 33.3 | 28 | | |
| 196-35 | C2982 | | 20.4 | 35 | 1 | | |
| 196-35SED | C2982 | | 20.6 | 35 | 1 & 7 | | |
| 196-35FT3R | C2982 | | 20.4 | 35 | 11-2 | | |
| 196-35DT | C3213 | | 20.5/25 | 34.5 | 15 | | |
| 196-35DTSPHERE | C2982 | | 20.4 | 37 | 16 | | |
| 196-37 | C2982 | | 20.4 | 37 | 1 | | |
| 196-371GR | C2982 | | 20.4 | 37 | 11-13 | | |
| 196-42 | C2982 | | 20.4 | 42 | 1 | | |
| 20-35 | | C2736 | | 22.1 | 35 | 1 | |
| 2402 | C2402 | | 20 | 34 | 6 | | |
| 2402RIB | C2402 | | 20 | 34 | 6 & 9 | | |
| 2403 | C3013 | | 24.8 | 30 | 6-1 | | |
| 24036GR30 | C3013 | | 24.8 | 30 | 18 | | |
| 2291FLT | C2291 | | 19.2 | 30 | 1 & 9 | | |
| 2291FLT | C3003 | | 19.2 | 30 | 1&9 | | |
| 226-3411R | C3069 | | 24.1 | 34 | 11-1 | | |

Product Group 2
Caps with plastic inserts for crimped pumps

| Size | Cap Code | Insert | | Cap O/D | Height | Style | Comment |
|-------------|-------------|---------|-----------|-----------|--------|----------|-------------------|
| | | FEA Fit | G.P.I Fit | | | | |
| 15mm | 24-28 | C2875 | | 23.7 | 28 | 1 | |
| | 24-28FT3GR | C2875 | | 23.7 | 28 | 11 | |
| | 24-30 | C2875 | | 23.7 | 30 | 1 | |
| | 24-30EBSC | C2875 | | 23.9 REF | 30 | 30 | |
| | 24-30FT3GR | C2875 | | 23.7 | 30 | 11 | |
| | 24-303GR | C2875 | | 23.7 | 30 | 1 & 11 | |
| | 24-305TH | C2875 | | 23.7/26.8 | 30.5 | 5 | |
| | 24-31 | C2875 | | 23.7 | 31 | 1 | |
| | 24-31THLN | C2875 | | 23.7/26.7 | 31 | 14-7 | |
| | 24-32 | C2875 | | 23.7 | 32 | 1 | |
| | 24-32TU | C2875 | | 23.7/31 | 32 | 10 | Restricted finish |
| | 24-32FT3GR | C2875 | | 23.7 | 32 | 11 | |
| | 24-325 | C2875 | | 23.7 | 32.5 | 1 | |
| | 24-33 | C2875 | | 23.7 | 33 | 1 | |
| | 24-332R | C2875 | | 23.7 | 33 | 1 & 11-3 | |
| | 24-334GR | C2875 | | 23.7 | 33 | 11-12 | |
| | 24-33TH | C2875 | | 23.7/27.6 | 33 | 5 | |
| | 24-33TH3GR | C2875 | | 23.7/26.8 | 33 | 11-4 | |
| | 24-33THCK | C2875 | | 23.7/27.6 | 33 | 14-4 | |
| | 24-34FTSED | C2875 | | 23.9 | 34 | 4 & 7 | |
| | 24-35 | C2875 | | 23.7 | 35 | 1 | |
| | 24-35EBSC | C2875 | | 23.9 REF | 35 | 30 | |
| | 24-35DOM | C2875 | | 23.7 | 35 | 2 | |
| | 24-35TH | C2875 | | 23.7/27.6 | 35 | 5 | |
| | 24-35THGR | C2875 | | 23.7/26.8 | 35 | 11-5 | |
| | 24-35TH3GR | C2875 | | 23.7/26.8 | 35 | 11-4 | |
| | 24-36FT3R | C2875 | | 23.7/24.3 | 36 | 11-2 | |
| | 24-37 | C2875 | | 23.7 | 37 | 1 | |
| | 24-37DOM | C2875 | | 23.7 | 37 | 2 | |
| | 24-38 | C2875 | | 23.7 | 38 | 1 | |
| | 24-39 | C2875 | | 23.7 | 39 | 1 | |
| | 24-39FT3R | C2875 | | 23.7/24.3 | 39 | 11-2 | |
| | 24-39FTSED | C2875 | | 23.9 | 39 | 4 & 7 | |
| | 24-40 | C2875 | | 23.7 | 40 | 1 | |
| | 24-40DK | C2875 | | 23.7 | 40 | 1 & 14 | |
| | 24-40DOM | C2875 | | 23.7 | 40 | 2 | |
| | 24-40IK | C2875 | | 23.7 | 40 | 1 & 14-5 | |
| | 24-40RK | C2875 | | 23.7 | 40 | 1 & 14-6 | |
| | 24-403CK | C2875 | | 23.7 | 40 | 1 & 14-1 | |
| | 24-404DKSED | C2875 | | 23.9 REF | 40.45 | 14 & 7 | |
| | 24-42 | C2875 | | 23.7 | 42 | 1 | |
| | 24-422R | C2875 | | 23.7 | 42 | 1 & 11-3 | |
| 24-43 | C2875 | | 23.7 | 43 | 1 | | |
| 24-43DOM | C2875 | | 23.7 | 43 | 2 | | |
| 24-46 | C2875 | | 23.7 | 46 | 1 | | |
| 24-489 | C2875 | | 23.7 | 48.9 | 1 | | |
| 24-49 | C2875 | | 23.7 | 49 | 1 | | |
| 24-52TU | C2875 | | 23.7 | 52 | 10 | | |

Product Group 2
Caps with plastic inserts for crimped pumps

| Size | Cap Code | Insert | | Cap O/D | Height | Style | Comment | |
|-------------|-----------------|-----------|-----------|---------|--------|-------------|----------|--|
| | | FEA Fit | G.P.I Fit | | | | | |
| 15mm | 254-27 | C2829 | | 26 | 27 | 1 | | |
| | 254-27SED | C2829 | | 26.2 | 27 | 1 & 7 | | |
| | 254-27TH | C2829 | | 26/30 | 27 | 5 | | |
| | 254-28THFLEBF | C2829 | | 26/31 | 28 | 14-8 | | |
| | 254-28 | C2829 | | 26 | 28 | 1 | | |
| | 254-28TH10R | C2829 | | 26/30 | 28 | 11-14 | | |
| | 254-28DKTH | C2829 | | 26/30 | 28 | 14-9 | | |
| | 254-28TH | C2829 | | 26/30 | 28 | 5 | | |
| | 254-29THCK | C2829 | | 26/29 | 29 | 14-4 | | |
| | 254-30TH | C2829 | | 26/30 | 30 | 5 | | |
| | 254-31 | C2829 | | 26 | 31 | 1 | | |
| | 254-314GR | C2829 | | 26 | 31 | 1 & 11 | | |
| | 254-31FTSED | C2829 | | 26.2 | 31 | 4 & 7 | | |
| | 254-31FTCK | C2829 | | 26 | 31 | 4 & 14-2 | | |
| | 254-31FT2CK | C2829 | | 26.2 | 31 | 4 & 14-10 | | |
| | 254-31FTCKSED | C2829 | | 26.2 | 31 | 4, 7 & 14-2 | | |
| | 254-31FT3CKSED | C2829 | | 26.2 | 31 | 4, 7 & 14-1 | | |
| | 254-31FTSWEB SQ | C2829 | | 26.2 | 31 | 4 & 24-01 | | |
| | 254-31FTSWEB C | C2829 | | 26.2 | 31 | 4 & 24 | | |
| | 254-32 | C2829 | | 26 | 32 | 1 | | |
| | 254-32TH | C2829 | | 26/29 | 32 | 5 | | |
| | 254-33 | C2829 | | 26 | 33 | 1 | | |
| | 254-33TH10R | C2829 | | 26/30 | 33 | 11-14 | | |
| | 254-33SFT | C2829 | | 26 | 33 | 3 | | |
| | 254-33FTSED | C2829 | | 26.2 | 33 | 4 & 7 | | |
| | 254-35 | C2829 | | 26 | 35 | 1 | | |
| | 254-35TH | C2829 | | 26/30 | 35 | 5 | | |
| | 254-38 | C2829 | | 26 | 38 | 1 | | |
| | 254-38DOM | C2829 | | 26 | 38 | 2 | | |
| | 254-38FTCK | C2829 | | 26 | 38 | 4 & 14-2 | | |
| | 254-38FT3CK | C2829 | | 26 | 38 | 4 & 14-1 | | |
| | 254-38FT3R | C2829 | | 26 | 38 | 4 & 11-2 | | |
| | 254-40FT3R | C2829 | | 26 | 40 | 4 & 11-2 | | |
| | 254-40 | C2829 | | 26 | 40 | 1 | | |
| | 254-41 | C2829 | | 26 | 41 | 1 | | |
| | 254-4211R | C2829 | | 26.7 | 42 | 11-1 | | |
| | 254-435 | C2829 | | 26.7 | 43.5 | 1 | | |
| | | 289-30SED | C3030 | | 29.7 | 30 | 1 & 7 | |
| | | 289-305R | C3030 | | 29.5 | 30 | 1 & 11-6 | |
| | | 289-30 | C3030 | | 29.5 | 30 | 1 | |
| | | 289-34 | C3030 | | 29.5 | 34 | 1 | |
| | | 289-37 | C3030 | | 29.5 | 37 | 1 | |
| | | ROTEX35 | C2915 | | 36.2 | 35 | 1 | |
| | | ROTEX38 | C2915 | | 36.2 | 38 | 1 | |
| | 17mm | 20-35 | C2289 | | 22.1 | 35 | 1 | |
| | | 20-37 | C2289 | | 22.1 | 37 | 1 | |
| | | 20-37DOM | C2289 | | 22.1 | 37 | 2 | |
| | | 20-40 | C2289 | | 22.1 | 40 | 1 | |
| 20-42 | | C2289 | | 22.1 | 42 | 1 | | |
| 20-45 | | C2289 | | 22.1 | 45 | 1 | | |

Product Group 2
Caps with plastic inserts for crimped pumps

| Size | Cap Code | Insert | | Cap O/D | Height | Style | Comment |
|-------------|-------------|---------|-----------|-----------|--------|----------|-------------------|
| | | FEA Fit | G.P.I Fit | | | | |
| 18mm | 20-31 | C2316 | | 22.1 | 31 | 1 | |
| | 20-32TU | C2316 | | 22.1/31 | 32 | 10 | Restricted finish |
| | 20-33TAPER | C2316 | | 26.2/22.1 | 33.4 | 34 | |
| | 20-3411R | C2316 | | 22.9 REF | 34 | 11-1 | |
| | 20-35 | C2316 | | 22.1 | 35 | 1 | |
| | 20-37 | C2316 | | 22.1 | 37 | 1 | |
| | 20-37DOM | C2316 | | 22.1 | 37 | 2 | |
| | 20-40 | C2316 | | 22.1 | 40 | 1 | |
| | 20-42 | C2316 | | 22.1 | 42 | 1 | |
| | 20-45 | C2316 | | 22.1 | 45 | 1 | |
| | 24-28 | C2677 | | 23.7 | 28 | 1 | |
| | 24-28FT3GR | C2677 | | 23.7 | 28 | 11 | |
| | 24-30 | C2677 | | 23.7 | 30 | 1 | |
| | 24-30EBSC | C2677 | | 23.9 REF | 30 | 30 | |
| | 24-30FT3GR | C2677 | | 23.7 | 30 | 11 | |
| | 24-303GR | C2677 | | 23.7 | 30 | 1 & 11 | |
| | 24-305TH | C2677 | | 23.7/26.8 | 30.5 | 5 | |
| | 24-31 | C2677 | | 23.7 | 31 | 1 | |
| | 24-31THLN | C2677 | | 23.7/26.7 | 31 | 14-7 | |
| | 24-32 | C2677 | | 23.7 | 32 | 1 | |
| | 24-32TU | C2677 | | 23.7 | 32.5 | 1 | Restricted finish |
| | 24-32FT3GR | C2677 | | 23.7/31 | 32 | 10 | |
| | 24-325 | C2677 | | 23.7 | 32 | 1 & 11 | |
| | 24-33 | C2677 | | 23.7 | 33 | 1 | |
| | 24-332R | C2677 | | 23.7 | 33 | 1 & 11-3 | |
| | 24-334GR | C2677 | | 23.7 | 33 | 11-12 | |
| | 24-33TH | C2677 | | 23.7/27.6 | 33 | 5 | |
| | 24-33TH3GR | C2677 | | 23.7/26.8 | 33 | 11-4 | |
| | 24-33THCK | C2677 | | 23.7/27.6 | 33 | 14-4 | |
| | 24-34FTSED | C2677 | | 23.9 | 34 | 4 & 7 | |
| | 24-35 | C2677 | | 23.7 | 35 | 1 | |
| | 24-35EBSC | C2677 | | 23.9 REF | 35 | 30 | |
| | 24-35DOM | C2677 | | 23.7 | 35 | 2 | |
| | 24-35TH | C2677 | | 23.7/27.6 | 35 | 5 | |
| | 24-35THGR | C2677 | | 23.7/26.8 | 35 | 11-5 | |
| | 24-35TH3GR | C2677 | | 23.7/26.8 | 35 | 11-4 | |
| | 24-36FT3R | C2677 | | 23.7/26.8 | 35 | 11-4 | |
| | 24-37 | C2677 | | 23.7/24.3 | 36 | 1 & 11-2 | |
| | 24-37DOM | C2677 | | 23.7 | 37 | 1 | |
| | 24-38 | C2677 | | 23.7 | 37 | 2 | |
| | 24-39 | C2677 | | 23.7 | 28 | 1 | |
| | 24-39FT3R | C2677 | | 23.7 | 39 | 1 | |
| | 24-39FTSED | C2677 | | 23.9 | 39 | 4 & 7 | |
| | 24-40 | C2677 | | 23.7 | 39 | 4 & 11-2 | |
| | 24-40DK | C2677 | | 23.7 | 40 | 1 & 14 | |
| | 24-40DOM | C2677 | | 23.7 | 40 | 1 & 14-5 | |
| | 24-40IK | C2677 | | 23.7 | 40 | 2 | |
| | 24-40RK | C2677 | | 23.7 | 40 | 1 | |
| | 24-403CK | C2677 | | 23.7 | 40 | 1 & 14-1 | |
| | 24-404DKSED | C2677 | | 23.9 REF | 40.45 | 14 & 7 | |
| | 24-42 | C2677 | | 23.7 | 42 | 1 | |
| | 24-422R | C2677 | | 23.7 | 42 | 1 & 11-3 | |
| | 24-43 | C2677 | | 23.7 | 43 | 1 | |
| | 24-43DOM | C2677 | | 23.7 | 43 | 2 | |
| | 24-46 | C2677 | | 23.7 | 46 | 1 | |
| | 24-489 | C2677 | | 23.7 | 48.9 | 1 | |
| | 24-49 | C2677 | | 23.7 | 49 | 1 | |
| | 24-52TU | C2677 | | 23.7 | 52 | 10 | |

Product Group 2
Caps with plastic inserts for crimped pumps

| Size | Cap Code | Insert | | Cap O/D | Height | Style | Comment |
|-------------|-------------|---------|-----------|-----------|--------|----------|-------------------|
| | | FEA Fit | G.P.I Fit | | | | |
| 20mm | 226-3411R | C3068 | | 24.1 | 34 | 11-1 | |
| | 24-28 | C2633 | C3096 | 23.7 | 28 | 1 | |
| | 24-28FT3GR | C2633 | C3096 | 23.7 | 28 | 11 | |
| | 24-30 | C2633 | C3096 | 23.7 | 30 | 1 | |
| | 24-30EBSC | C2677 | | 23.9 REF | 30 | 30 | |
| | 24-30FT3GR | C2633 | C3096 | 23.7 | 30 | 11 | |
| | 24-303GR | C2633 | C3096 | 23.7 | 30 | 1 & 11 | |
| | 24-305TH | C2633 | C3096 | 23.7/26.8 | 30.5 | 5 | |
| | 24-31 | C2633 | C3096 | 23.7 | 31 | 1 | |
| | 24-31THLN | C2633 | C3096 | 23.7/26.7 | 31 | 14-7 | |
| | 24-32 | C2633 | C3096 | 23.7 | 32 | 1 | |
| | 24-32TU | C2633 | C3096 | 23.7/31 | 32 | 10 | Restricted finish |
| | 24-32FT3GR | C2633 | C3096 | 23.7 | 32 | 1 & 11 | |
| | 24-325 | C2633 | C3096 | 23.7 | 32.5 | 1 | |
| | 24-33 | C2633 | C3096 | 23.7 | 33 | 1 | |
| | 24-332R | C2633 | C3096 | 23.7 | 33 | 11-3 | |
| | 24-334GR | C2633 | C3096 | 23.7 | 33 | 11-12 | |
| | 24-33TH | C2633 | C3096 | 23.7/27.6 | 33 | 5 | |
| | 24-33TH3GR | C2633 | C3096 | 23.7/26.8 | 33 | 11-4 | |
| | 24-33THCK | C2633 | C3096 | 23.7/27.6 | 33 | 14-4 | |
| | 24-34FTSED | C2381 | C2714 | 23.9 | 34 | 4 & 7 | |
| | 24-35 | C2381 | C2714 | 23.7 | 35 | 1 | |
| | 24-35EBSC | C2381 | C2714 | 23.9 REF | 35 | 30 | |
| | 24-35DOM | C2381 | C2714 | 23.7 | 35 | 2 | |
| | 24-35TH | C2381 | C2714 | 23.7/27.6 | 35 | 5 | |
| | 24-35THGR | C2381 | C2714 | 23.7/26.8 | 35 | 11-5 | |
| | 24-35TH3GR | C2381 | C2714 | 23.7/26.8 | 35 | 11-4 | |
| | 24-36FT3R | C2381 | C2714 | 23.7/24.3 | 36 | 1 & 11-2 | |
| | 24-37 | C2381 | C2714 | 23.7 | 37 | 1 | |
| | 24-37DOM | C2381 | C2714 | 23.7 | 37 | 2 | |
| | 24-38 | C2381 | C2714 | 23.7 | 38 | 1 | |
| | 24-39 | C2381 | C2714 | 23.7 | 39 | 1 | |
| | 24-39FT3R | C2381 | C2714 | 23.7 | 39 | 11-2 | |
| | 24-39FTSED | C2381 | C2714 | 23.9 | 39 | 4 & 7 | |
| | 24-40 | C2381 | C2714 | 23.7 | 40 | 1 | |
| | 24-40DK | C2381 | C2714 | 23.7 | 40 | 1 & 14 | |
| | 24-40DOM | C2381 | C2714 | 23.7 | 40 | 2 | |
| | 24-40IK | C2381 | C2714 | 23.7 | 40 | 1 & 14-5 | |
| | 24-40RK | C2381 | C2714 | 23.7 | 40 | 1 & 14-6 | |
| | 24-403CK | C2381 | C2714 | 23.7 | 40 | 14-1 | |
| | 24-404DKSED | C2381 | C2714 | 23.9 REF | 40.45 | 14 & 7 | |
| | 24-42 | C2381 | C2714 | 23.7 | 42 | 1 | |
| | 24-422R | C2381 | C2714 | 23.7 | 42 | 1 & 11-3 | |
| | 24-43 | C2381 | C2714 | 23.7 | 43 | 1 | |
| | 24-43DOM | C2381 | C2714 | 23.7 | 43 | 2 | |
| | 24-46 | C2381 | C2714 | 23.7 | 46 | 1 | |
| | 24-489 | C2381 | C2714 | 23.7 | 48.9 | 1 | |
| | 24-49 | C2381 | C2714 | 23.7 | 49 | 1 | |
| | 24-52TU | C2381 | C2714 | 23.7 | 52 | 10 | |

Product Group 2
Caps with plastic inserts for crimped pumps

| Size | Cap Code | Insert | | Cap O/D | Height | Style | Comment | |
|---------------|-----------------|-----------|-----------|---------|--------|------------|------------------------|--|
| | | FEA Fit | G.P.I Fit | | | | | |
| 20mm | 254-30TH | C3064 | | 26/30 | 30 | 5 | | |
| | 254-31 | C3064 | | 26 | 31 | 1 | | |
| | 254-314GR | C3064 | | 26 | 31 | 1 & 11 | | |
| | 254-31FTCK | C3064 | | 26 | 31 | 4 & 14-2 | | |
| | 254-31FT2CK | C3064 | | 26.2 | 31 | 4 & 14-10 | | |
| | 254-31FTSED | C3064 | | 26.2 | 31 | 4 & 7 | | |
| | 254-31FTCKSED | C3064 | | 26.2 | 31 | 4,7 & 14-2 | | |
| | 254-31FT3CKSED | C3064 | | 26.2 | 31 | 4,7 & 14-1 | | |
| | 254-31FTSWEB SQ | C3064 | | 26.2 | 31 | 4 & 24-1 | | |
| | 254-31FTSWEB C | C3064 | | 26.2 | 31 | 4 & 24 | | |
| | 254-32 | C3064 | | 26 | 32 | 1 | | |
| | 254-32TH | C3064 | | 26/29 | 32 | 5 | | |
| | 254-33 | C3064 | | 26 | 33 | 1 | | |
| | 254-33TH10R | C3064 | | 26/30 | 33 | 11-14 | | |
| | 254-33SFT | C3064 | | 26 | 33 | 3 | | |
| | 254-33FTSED | C3064 | | 26 | 33 | 4 & 7 | | |
| | 254-35 | C3064 | | 26 | 35 | 1 | | |
| | 254-35TH | C3064 | | 26/30 | 35 | 5 | | |
| | 254-38 | C3064 | | 26 | 38 | 1 | | |
| | 254-38DOM | C3064 | | 26 | 38 | 2 | | |
| | 254-38FT3R | C3064 | | 26 | 38 | 11-2 | | |
| | 254-38FTCK | C3064 | | 26 | 38 | 4 & 14-2 | | |
| | 254-38FT3CK | C3064 | | 26 | 38 | 4 & 14-1 | | |
| | 254-40 | C3064 | | 26 | 40 | 1 | | |
| | 254-40FT3R | C2550 | | 27 | 40 | 11-2 | | |
| | 254-41 | C2550 | | 26.7 | 41 | 1 | | |
| | 254-4211R | C2550 | | 26.7 | 42 | 11-1 | | |
| | 254-435 | C2551 | | 26.7 | 43.5 | 1 | | |
| | | 314-47SFT | C2466 | | 31.8 | 47 | 3 | |
| | | 2401-35 | C2682 | | 25.3 | 35 | 6 | |
| | | 2401 | C2401 | | 25.3 | 41 | 6 | |
| | | 2401RIB | C2401 | | 25.3 | 41 | 6 & 9 | |
| | | 2403 | C3015 | | 24.8 | 29.25 | 6-1 | |
| | 24036GR30 | C3015 | | 24.8 | 29.25 | 18 | | |
| | 24038GR37 | C3004 | | 24.8 | 36.6 | 19 | | |
| | 39-3425 | C3020 | | 39 | 34.25 | 1 | | |
| | 39-35 | C3020 | | 39 | 35 | 1 | | |
| 1 INCH | 35-36 | C2240 | | 35 | 36 | 1 | Tin plate mounting cup | |
| | 35-36FTCK | C2240 | | 35 | 36 | 4 & 14-1 | Tin plate mounting cup | |
| | 35-38 | C2240 | | 35 | 38 | 1 | Tin plate mounting cup | |
| | 35-38SED | C2240 | | 35 | 38 | 1 & 7 | Tin plate mounting cup | |
| | 35-40 | C2240 | | 35 | 40 | 1 | Tin plate mounting cup | |
| | 35-36 | C2367 | | 35 | 36 | 1 | Aluminium mounting cup | |
| | 35-36FTCK | C2367 | | 35 | 36 | 4 & 14-2 | Aluminium mounting cup | |
| | 35-38 | C2367 | | 35 | 38 | 1 | Aluminium mounting cup | |
| | 35-40 | C2367 | | 35 | 40 | 1 | Aluminium mounting cup | |
| | 35-38 | C3085 | | 35 | 38 | 1 | Aluminium mounting cup | |
| | 35-38SED | C3085 | | 35 | 38 | 1 & 7 | Aluminium mounting cup | |

Product Group 3
Shrouds with internal ribs for pumps

| Size | Shroud Ref | O/D | Height | Rib I/D | Base I/D | Pierce | Fit Type | Comment |
|--------------|------------------|-------|--------|---------|----------|--------|----------|---------|
| 15mm | | | | | | | | |
| A Fit | SRD15A105P144 | 17.20 | 10.5 | 16.02 | 16.20 | 14.4 | A | |
| | SRD15A12P144 | 17.20 | 12.0 | 16.02 | 16.20 | 14.4 | A | |
| | SRD15A12P13 | 17.20 | 12.0 | 16.02 | 16.20 | 13.0 | A | |
| | SRD15A13P138 | 17.20 | 13.0 | 16.02 | 16.20 | 13.8 | A | |
| | SRD15A13P14 | 17.20 | 13.0 | 16.02 | 16.20 | 14.0 | A | |
| | SRD15A13P144 | 17.20 | 13.0 | 16.02 | 16.20 | 14.4 | A | |
| | SRD15A135P138 | 17.20 | 13.5 | 16.02 | 16.20 | 13.8 | A | |
| | SRD15A135P144 | 17.20 | 13.5 | 16.02 | 16.20 | 14.4 | A | |
| | SRD15A14P14 | 17.20 | 14.0 | 16.02 | 16.20 | 14.0 | A | |
| | SRD15A14P144 | 17.20 | 14.0 | 16.02 | 16.20 | 14.4 | A | |
| | SRD15A144P144 | 17.20 | 14.4 | 16.02 | 16.20 | 14.4 | A | |
| | SRD15A144P155 | 17.20 | 14.4 | 16.02 | 16.20 | 15.5 | A | |
| | SRD15A145P144 | 17.20 | 14.5 | 16.02 | 16.20 | 14.4 | A | |
| | SRD15A15P138 | 17.20 | 15.0 | 16.02 | 16.20 | 13.8 | A | |
| | SRD15A15P144 | 17.20 | 15.0 | 16.02 | 16.20 | 14.4 | A | |
| | SRD15A16P14 | 17.20 | 16.0 | 16.02 | 16.20 | 14.0 | A | |
| | SRD15A16P144 | 17.20 | 16.0 | 16.02 | 16.20 | 14.4 | A | |
| | SRD15A16P155 | 17.20 | 16.0 | 16.02 | 16.20 | 15.5 | A | |
| | SRD15A165P14 | 17.20 | 16.5 | 16.02 | 16.20 | 14.0 | A | |
| | SRD15A165P144 | 17.20 | 16.5 | 16.02 | 16.20 | 14.4 | A | |
| | SRD15A17P144 | 17.20 | 17.0 | 16.02 | 16.20 | 14.4 | A | |
| | SRD15A17P155 | 17.20 | 17.0 | 16.02 | 16.20 | 15.5 | A | |
| | SRD15A1725P144 | 17.20 | 17.25 | 16.02 | 16.20 | 14.4 | A | |
| | SRD15A18P14 | 17.20 | 18.0 | 16.02 | 16.20 | 14.0 | A | |
| | SRD15A18P144 | 17.20 | 18.0 | 16.02 | 16.20 | 14.4 | A | |
| | SRD15A18P155 | 17.20 | 18.0 | 16.02 | 16.20 | 15.5 | A | |
| | SRD15A19P144 | 17.20 | 19.0 | 16.02 | 16.20 | 14.4 | A | |
| | SRD15A19P155 | 17.20 | 19.0 | 16.02 | 16.20 | 15.5 | A | |
| | SRD15A20P144 | 17.20 | 20.0 | 16.02 | 16.20 | 14.4 | A | |
| C Fit | SRD15C10P138 | 17.37 | 10.0 | 16.19 | 16.57 | 13.8 | C | |
| | SRD15C10P155 | 17.37 | 10.0 | 16.19 | 16.57 | 15.5 | C | |
| | SRD15C12P138 | 17.37 | 12.0 | 16.19 | 16.57 | 13.8 | C | |
| | SRD15C12P144 | 17.37 | 12.0 | 16.19 | 16.57 | 14.4 | C | |
| | SRD15C125P14 | 17.37 | 12.5 | 16.19 | 16.57 | 14.0 | C | |
| | SRD15C13P13 | 17.37 | 13.0 | 16.19 | 16.57 | 13.0 | C | |
| | SRD15C13P138 | 17.37 | 13.0 | 16.19 | 16.57 | 13.8 | C | |
| | SRD15C13P144 | 17.37 | 13.0 | 16.19 | 16.57 | 14.4 | C | |
| | SRD15C134P144 | 17.37 | 13.4 | 16.19 | 16.57 | 14.4 | C | |
| | SRD15C135P138 | 17.37 | 13.5 | 16.19 | 16.57 | 13.8 | C | |
| | SRD15C135P144 | 17.37 | 13.5 | 16.19 | 16.57 | 14.4 | C | |
| | SRD15C135P155 | 17.37 | 13.5 | 16.19 | 16.57 | 15.5 | C | |
| | SRD15C14P13 | 17.37 | 14.0 | 16.19 | 16.57 | 13.0 | C | |
| | SRD15C14P144 | 17.37 | 14.0 | 16.19 | 16.57 | 14.4 | C | |
| | SRD15C14P155 | 17.37 | 14.0 | 16.19 | 16.57 | 15.5 | C | |
| | SRD15C145P138 | 17.37 | 14.5 | 16.19 | 16.57 | 13.8 | C | |
| | SRD15C145P144 | 17.37 | 14.5 | 16.19 | 16.57 | 14.4 | C | |
| | SRD15C15P13 | 17.37 | 15.0 | 16.19 | 16.57 | 13.0 | C | |
| | SRD15C15P14 | 17.37 | 15.0 | 16.19 | 16.57 | 14.0 | C | |
| | SRD15C15P144 | 17.37 | 15.0 | 16.19 | 16.57 | 14.4 | C | |
| | SRD15C16P144 | 17.37 | 16.0 | 16.19 | 16.57 | 14.4 | C | |
| | SRD15C165P13 | 17.37 | 16.5 | 16.19 | 16.57 | 13.0 | C | |
| | SRD15C165P144 | 17.37 | 16.5 | 16.19 | 16.57 | 14.4 | C | |
| | SRD15C17P144 | 17.37 | 17.0 | 16.19 | 16.57 | 14.4 | C | |
| | SRD15C175P144NS1 | 17.37 | 17.5 | 16.19 | 16.57 | 14.4 | C | |
| | SRD15C18P144 | 17.37 | 18.0 | 16.19 | 16.57 | 14.4 | C | |
| | SRD15C18P155 | 17.37 | 18.0 | 16.19 | 16.57 | 15.5 | C | |
| | SRD15C19P144 | 17.37 | 19.0 | 16.19 | 16.57 | 14.4 | C | |
| | SRD15C20P144 | 17.37 | 20.0 | 16.19 | 16.57 | 14.4 | C | |
| | SRD15C21P14 | 17.37 | 21.0 | 16.19 | 16.57 | 14.4 | C | |
| | SRD15C21P144 | 17.37 | 21.0 | 16.19 | 16.57 | 14.0 | C | |

Product Group 3
Shrouds with internal ribs for pumps

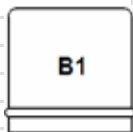
| Size | Shroud Ref | O/D | Height | Rib I/D | Base I/D | Pierce | Fit Type | Comment |
|--------------|----------------|-------|--------|---------|----------|--------|----------|---------|
| 18mm | | | | | | | | |
| A Fit | SRD18A13P14 | 20.36 | 13 | 19.33 | 19.51 | 14.0 | A | |
| | SRD18A13P162 | 20.36 | 13 | 19.33 | 19.51 | 16.2 | A | |
| | SRD18A135P144 | 20.36 | 13.5 | 19.33 | 19.51 | 14.4 | A | |
| | SRD18A14P14 | 20.36 | 14.0 | 19.33 | 19.51 | 14.0 | A | |
| | SRD18A14P162 | 20.36 | 14.0 | 19.33 | 19.51 | 16.2 | A | |
| | SRD18A15P14 | 20.36 | 15.0 | 19.33 | 19.51 | 14.0 | A | |
| | SRD18A15P162 | 20.36 | 15.0 | 19.33 | 19.51 | 16.2 | A | |
| | SRD18A155P144 | 20.36 | 15.5 | 19.33 | 19.51 | 14.4 | A | |
| | SRD18A16P14 | 20.36 | 16.0 | 19.33 | 19.51 | 14.0 | A | |
| | SRD18A16P144 | 20.36 | 16.0 | 19.33 | 19.51 | 14.4 | A | |
| | SRD18A16P162 | 20.36 | 16.0 | 19.33 | 19.51 | 16.2 | A | |
| | SRD18A165P13 | 20.36 | 16.5 | 19.33 | 19.51 | 13.0 | A | |
| | SRD18A165P14 | 20.36 | 16.5 | 19.33 | 19.51 | 14.0 | A | |
| | SRD18A165P162 | 20.36 | 16.5 | 19.33 | 19.51 | 16.2 | A | |
| | SRD18A17P14 | 20.36 | 17.0 | 19.33 | 19.51 | 14.0 | A | |
| | SRD18A17P162 | 20.36 | 17.0 | 19.33 | 19.51 | 16.2 | A | |
| | SRD18A18P162 | 20.36 | 18.0 | 19.33 | 19.51 | 16.2 | A | |
| | SRD18A18P14 | 20.36 | 18.0 | 19.33 | 19.51 | 14.0 | A | |
| | SRD18A185P14 | 20.36 | 18.5 | 19.33 | 19.51 | 14.0 | A | |
| | SRD18A20P162 | 20.36 | 20.0 | 19.33 | 19.51 | 16.2 | A | |
| | SRD18A21P162 | 20.36 | 21.0 | 19.33 | 19.51 | 16.2 | A | |
| | SRD18A22P162 | 20.36 | 22.0 | 19.33 | 19.51 | 16.2 | A | |
| B Fit | SRD18B10P13NS2 | 20.43 | 10.0 | 19.41 | 19.58 | 13.0 | B | |
| | SRD18B13P16 | 20.43 | 13.0 | 19.41 | 19.58 | 16.0 | B | |
| | SRD18B14P14 | 20.43 | 14.0 | 19.41 | 19.58 | 14.0 | B | |
| | SRD18B14P162 | 20.43 | 14.0 | 19.41 | 19.58 | 16.2 | B | |
| | SRD18B155P14 | 20.43 | 15.5 | 19.41 | 19.58 | 14.0 | B | |
| | SRD18B155P144 | 20.43 | 15.5 | 19.41 | 19.58 | 14.4 | B | |
| | SRD18B155P162 | 20.43 | 15.5 | 19.41 | 19.58 | 16.2 | B | |
| | SRD18B16P14 | 20.43 | 16.0 | 19.41 | 19.58 | 14.0 | B | |
| | SRD18B16P144 | 20.43 | 16.0 | 19.41 | 19.58 | 14.4 | B | |
| | SRD18B16P16.1 | 20.43 | 16.0 | 19.41 | 19.58 | 16.1 | B | |
| | SRD18B16P162 | 20.43 | 16.0 | 19.41 | 19.58 | 16.2 | B | |
| | SRD18B165P14 | 20.43 | 16.5 | 19.41 | 19.58 | 14.0 | B | |
| | SRD18B165P16 | 20.43 | 16.5 | 19.41 | 19.58 | 16.0 | B | |
| | SRD18B165P162 | 20.43 | 16.5 | 19.41 | 19.58 | 16.2 | B | |
| | SRD18B17P14 | 20.43 | 17.0 | 19.41 | 19.58 | 14.0 | B | |
| | SRD18B17P144 | 20.43 | 17.0 | 19.41 | 19.58 | 14.4 | B | |
| | SRD18B175P14 | 20.43 | 17.5 | 19.41 | 19.58 | 14.0 | B | |
| | SRD18B175P16 | 20.43 | 17.5 | 19.41 | 19.58 | 16.0 | B | |
| | SRD18B18P16 | 20.43 | 18.0 | 19.41 | 19.58 | 16.0 | B | |
| | SRD18B18P162 | 20.43 | 18.0 | 19.41 | 19.58 | 16.2 | B | |
| | SRD18B18P165 | 20.43 | 18.0 | 19.41 | 19.58 | 16.5 | B | |
| | SRD18B185P14 | 20.43 | 18.5 | 19.41 | 19.58 | 14.0 | B | |
| | SRD18B185P162 | 20.43 | 18.5 | 19.41 | 19.58 | 16.2 | B | |
| | SRD18B195P162 | 20.43 | 19.5 | 19.41 | 19.58 | 16.2 | B | |
| | SRD18B20P162 | 20.43 | 20.0 | 19.41 | 19.58 | 16.2 | B | |
| | SRD18B20P144 | 20.43 | 20.0 | 19.41 | 19.58 | 14.4 | B | |
| C Fit | SRD18C13P14 | 20.58 | 13.0 | 19.55 | 19.73 | 14.0 | C | |
| | SRD18C16P14 | 20.58 | 16.0 | 19.55 | 19.73 | 14.0 | C | |
| | SRD18C17P144 | 20.58 | 17.0 | 19.55 | 19.73 | 14.4 | C | |
| | SRD18C18P162 | 20.58 | 18.0 | 19.55 | 19.73 | 16.2 | C | |
| | SRD18C185P14 | 20.58 | 18.5 | 19.55 | 19.73 | 14.0 | C | |
| | SRD18C185P15 | 20.58 | 18.5 | 19.55 | 19.73 | 15.0 | C | |
| E Fit | SRD18E16P14 | 20.58 | 16.0 | 19.41 | 19.58 | 14.0 | E | |
| | SRD18E18P14 | 20.58 | 18.0 | 19.41 | 19.58 | 14.0 | E | |

Product Group 3
Shrouds with internal ribs for pumps

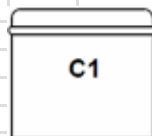
| Size | Shroud Ref | O/D | Height | Rib I/D | Base I/D | Pierce | Fit Type | Comment |
|--------------|---------------|-------|--------|---------|----------|--------|----------|---------|
| 20mm | | | | | | | | |
| A Fit | SRD20A135P162 | 21.94 | 13.5 | 20.91 | 21.09 | 16.2 | A | |
| | SRD20A14P14 | 21.94 | 14.0 | 20.91 | 21.09 | 14.0 | A | |
| | SRD20A14P162 | 21.94 | 14.0 | 20.91 | 21.09 | 16.2 | A | |
| | SRD20A145P155 | 21.94 | 14.5 | 20.91 | 21.09 | 15.5 | A | |
| | SRD20A145P162 | 21.94 | 14.5 | 20.91 | 21.09 | 16.2 | A | |
| | SRD20A15P14 | 21.94 | 15.0 | 20.91 | 21.09 | 14.0 | A | |
| | SRD20A15P162 | 21.94 | 15.0 | 20.91 | 21.09 | 16.2 | A | |
| | SRD20A155P14 | 21.94 | 15.5 | 20.91 | 21.09 | 14.0 | A | |
| | SRD20A155P162 | 21.94 | 15.5 | 20.91 | 21.09 | 16.2 | A | |
| | SRD20A16P144 | 21.94 | 16.0 | 20.91 | 21.09 | 14.4 | A | |
| | SRD20A16P162 | 21.94 | 16.0 | 20.91 | 21.09 | 16.2 | A | |
| | SRD20A165P162 | 21.94 | 16.5 | 20.91 | 21.09 | 16.2 | A | |
| | SRD20A165P14 | 21.94 | 16.5 | 20.91 | 21.09 | 14.0 | A | |
| | SRD20A17P14 | 21.94 | 17.0 | 20.91 | 21.09 | 14.0 | A | |
| | SRD20A17P144 | 21.94 | 17.0 | 20.91 | 21.09 | 14.4 | A | |
| | SRD20A17P162 | 21.94 | 17.0 | 20.91 | 21.09 | 16.2 | A | |
| | SRD20A18P144 | 21.94 | 18.0 | 20.91 | 21.09 | 14.4 | A | |
| | SRD20A18P15 | 21.94 | 18.0 | 20.91 | 21.09 | 15.0 | A | |
| | SRD20A18P162 | 21.94 | 18.0 | 20.91 | 21.09 | 16.2 | A | |
| | SRD20A185P134 | 21.94 | 18.5 | 20.91 | 21.09 | 13.4 | A | |
| | SRD20A185P162 | 21.94 | 18.5 | 20.91 | 21.09 | 16.2 | A | |
| | SRD20A19P162 | 21.94 | 19.0 | 20.91 | 21.09 | 16.2 | A | |
| | SRD20A195P18 | 21.94 | 19.5 | 20.91 | 21.09 | 18.0 | A | |
| | SRD20A20P162 | 21.94 | 20.0 | 20.91 | 21.09 | 16.2 | A | |
| | SRD20A21P14 | 21.94 | 21.0 | 20.91 | 21.09 | 14.0 | A | |
| | SRD20A21P15 | 21.94 | 21.0 | 20.91 | 21.09 | 15.0 | A | |
| | SRD20A21P162 | 21.94 | 21.0 | 20.91 | 21.09 | 16.2 | A | |
| | SRD20A23P18 | 21.94 | 21.0 | 20.91 | 21.09 | 18.0 | A | |
| B Fit | SRD20B17P162 | 22.00 | 17.0 | 20.80 | 20.98 | 16.2 | B | |
| | SRD20B175P162 | 22.00 | 17.5 | 20.80 | 20.98 | 16.2 | B | |
| | SRD20B19P162 | 22.00 | 19.0 | 20.80 | 20.98 | 16.2 | B | |
| | SRD20B195P162 | 22.00 | 19.5 | 20.80 | 20.98 | 16.2 | B | |
| | SRD20B20P162 | 22.00 | 20.0 | 20.80 | 20.98 | 16.2 | B | |
| | SRD20B21P162 | 22.00 | 21.0 | 20.80 | 20.98 | 16.2 | B | |
| C Fit | SRD20C10P162 | 22.08 | 10.0 | 21.05 | 21.23 | 16.2 | C | |
| | SRD20C14P162 | 22.08 | 14.0 | 21.05 | 21.23 | 16.2 | C | |
| | SRD20C145P144 | 22.08 | 14.5 | 21.05 | 21.23 | 14.4 | C | |
| | SRD20C145P162 | 22.08 | 14.5 | 21.05 | 21.23 | 16.2 | C | |
| | SRD20C15P14 | 22.08 | 15.0 | 21.05 | 21.23 | 14.0 | C | |
| | SRD20C15P162 | 22.08 | 15.0 | 21.05 | 21.23 | 16.2 | C | |
| | SRD20C165P162 | 22.08 | 16.5 | 21.05 | 21.23 | 16.2 | C | |
| | SRD20C17P162 | 22.08 | 17.0 | 21.05 | 21.23 | 16.2 | C | |
| | SRD20C18P144 | 22.08 | 18.0 | 21.05 | 21.23 | 14.4 | C | |
| | SRD20C19P144 | 22.08 | 19.0 | 21.05 | 21.23 | 14.4 | C | |
| | SRD20C20P144 | 22.08 | 20.0 | 21.05 | 21.23 | 14.4 | C | |
| | SRD20C18P162 | 22.08 | 18.0 | 21.05 | 21.23 | 16.2 | C | |
| | SRD20C19P162 | 22.08 | 19.0 | 21.05 | 21.23 | 16.2 | C | |
| | SRD20C20P144 | 22.08 | 20.0 | 21.05 | 21.23 | 14.4 | C | |
| | SRD20C20P162 | 22.08 | 20.0 | 21.05 | 21.23 | 16.2 | C | |
| | SRD20C21P162 | 22.08 | 21.0 | 21.05 | 21.23 | 16.2 | C | |
| D Fit | SRD20D14P162 | 22.08 | 14.0 | 20.91 | 21.09 | 16.2 | D | |
| | SRD20D145P162 | 22.08 | 14.5 | 20.91 | 21.09 | 16.2 | D | |
| | SRD20D175P162 | 22.08 | 17.5 | 20.91 | 21.09 | 16.2 | D | |
| | SRD20D18P162 | 22.08 | 18.0 | 20.91 | 21.09 | 16.2 | D | |
| | SRD20D20P162 | 22.08 | 20.0 | 20.91 | 21.09 | 16.2 | D | |

Product group 4
Shrouds with ribs and beads (Internal and External)

| Size | Shroud Ref | O/D | Height | Rib I/D | Pierce | Fit Type | Bead Detail | | | Style | |
|----------------------|-----------------------|-------|--------|---------|--------|----------|-------------|-------|--------------------------------------|-------|------------------------------------|
| | | | | | | | O/D | Width | Position from clip to centre of bead | | |
| EXTERNAL BEAD | | | | | | | | | | | |
| 13mm | | | | | | | | | | | |
| A Fit | SRD13A13P138BDEXT | 15.15 | 13.0 | 14.12 | 13.8 | A | 15.90 | 1.4 | 2.7 | B1 | |
| | SRD13A13P138EXTBDNS | 15.15 | 13.0 | 14.12 | 13.8 | A | 15.90 | 1.4 | 2.7 | B1 | |
| | SRD13A13P138BDEXTNS2 | 15.15 | 13.0 | 14.12 | 13.8 | A | 15.85 | 1.4 | 2.7 | B1 | |
| 15mm | | | | | | | | | | | |
| A Fit | SRD15A12P144BDEXT | 17.20 | 12.0 | 16.02 | 14.4 | A | 17.7 | 1.0 | 2.7 | B1 | |
| | SRD15A13P144BDEXT | 17.20 | 13.0 | 16.02 | 14.4 | A | 17.7 | 1.0 | 2.7 | B1 | |
| | SRD15A135P144BDEXT | 17.20 | 13.5 | 16.02 | 14.4 | A | 17.7 | 1.0 | 2.7 | B1 | |
| | SRD15A14P144BDEXT | 17.20 | 14.0 | 16.02 | 14.4 | A | 17.7 | 1.0 | 2.7 | B1 | |
| | SRD15A15P144BDEXT | 17.20 | 15.0 | 16.02 | 14.4 | A | 17.7 | 1.0 | 2.7 | B1 | |
| | SRD15A155P144BDEXT | 17.20 | 15.5 | 16.02 | 14.4 | A | 17.7 | 1.0 | 2.7 | B1 | |
| | SRD15A16P13BDEXT | 17.20 | 16.0 | 16.02 | 13.0 | A | 17.7 | 1.0 | 2.7 | B1 | |
| | SRD15A16P138BDEXT | 17.20 | 16.0 | 16.02 | 13.8 | A | 17.7 | 1.0 | 2.7 | B1 | |
| | SRD15A16P144BDEXT | 17.20 | 16.0 | 16.02 | 14.4 | A | 17.7 | 1.0 | 2.7 | B1 | |
| | SRD15A172P144BDEXT | 17.20 | 17.2 | 16.02 | 14.4 | A | 17.7 | 1.0 | 2.7 | B1 | |
| | SRD15A16P144BDEXT01 | 17.20 | 16.0 | 16.02 | 14.4 | A | 17.4 | 1.0 | 2.3 | B1 | |
| C Fit | SRD15C13P138BDEXT | 17.37 | 13.0 | 16.19 | 13.8 | C | 17.7 | 1.0 | 2.7 | B1 | |
| | SRD15C135P144BDEXT | 17.37 | 13.5 | 16.19 | 14.4 | C | 17.7 | 1.0 | 2.7 | B1 | |
| | SRD15C14P144BDEXT | 17.37 | 14.0 | 16.19 | 14.4 | C | 17.7 | 1.0 | 2.7 | B1 | |
| | SRD15C145P144BDEXT | 17.37 | 14.5 | 16.19 | 14.4 | C | 17.7 | 1.0 | 2.7 | B1 | |
| | SRD15C15P144BDEXT | 17.37 | 15.0 | 16.19 | 14.4 | C | 17.7 | 1.0 | 2.7 | B1 | |
| | SRD15C155P144BDEXTNS1 | 17.37 | 15.5 | 16.19 | 14.4 | C | 17.9 | 1.0 | 2.7 | B1 | |
| | SRD15C16P144BDEXT | 17.37 | 16.0 | 16.19 | 14.4 | C | 17.7 | 1.0 | 2.7 | B1 | |
| | SRD15C165P135BDEXT | 17.37 | 16.5 | 16.19 | 13.5 | C | 17.7 | 1.0 | 2.7 | B1 | |
| | SRD15C135P144BDEXT2 | 17.37 | 13.5 | 16.19 | 14.4 | C | 17.7 | 1.0 | 2.5 | C1 | |
| | SRD15C13P13BDEXT03 | 17.37 | 13.0 | 16.19 | 13.0 | C | 18.1 | 1.0 | 10.9 | B1 | Bead position measured from pierce |
| D Fit | SRD15D15P14BDEXTNS3 | 17.25 | 15.0 | 16.14 | 14.0 | D | 17.91 | 1.0 | 3.2 | B1 | |
| K Fit | SRD15K127P13BDEXT | 17.28 | 12.7 | 16.15 | 13.0 | K | 17.9 | 2 Ref | 2.5 | C1 | |
| | SRD15K165P13BDEXT | 17.28 | 16.5 | 16.15 | 13.0 | K | 17.9 | 2 Ref | 2.5 | C1 | |
| | SRD15K127P13BDEXTNS1 | 17.28 | 12.7 | 16.15 | 13.0 | K | 17.88 | 2 Ref | 2.2 | B1 | |
| | SRD15K14P14BDEXTNS1 | 17.28 | 14.0 | 16.15 | 14.0 | K | 17.88 | 2 Ref | 2.2 | B1 | |
| N Fit | SRD15N135P1405BDEXT | 17.25 | 13.5 | 16.17 | 14.05 | N | 17.9 | 0.5 | 10.5 | C1 | Bead position measured from pierce |
| | SRD15N14P1405BDEXT | 17.25 | 14.0 | 16.17 | 14.05 | N | 17.9 | 0.5 | 10.5 | C1 | |



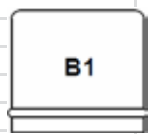
STANDARD BEAD POSITION



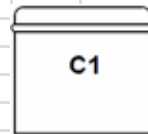
TOP BEAD POSITION

Product group 4
Shrouds with ribs and beads (Internal and External)

| Size | Shroud Ref | O/D | Height | Rib I/D | Pierce | Fit Type | Bead Detail | | | Style | |
|----------------------|---------------------|-------|--------|---------|--------|----------|-------------|-------|--------------------------------------|-------|------------------------------------|
| | | | | | | | O/D | Width | Position from clip to centre of bead | | |
| EXTERNAL BEAD | | | | | | | | | | | |
| 18mm | | | | | | | | | | | |
| A Fit | SRD18A12P144BDEXT | 20.36 | 12.0 | 19.33 | 14.4 | A | 21.3 | 1.4 | 2.7 | B1 | |
| | SRD18A205P144BDEXT | 20.36 | 20.5 | 19.33 | 14.4 | A | 21.3 | 1.4 | 2.7 | B1 | |
| B Fit | SRD18B14P16BDEXT | 20.43 | 14.0 | 19.41 | 16.0 | B | 21.3 | 1.4 | 2 | B1 | |
| | SRD18B145P16BDEXT | 20.43 | 14.5 | 19.41 | 16.0 | B | 21.3 | 1.4 | 2 | B1 | |
| | SRD18B165P16BDEXT | 20.43 | 16.5 | 19.41 | 16.0 | B | 21.3 | 1.4 | 2 | B1 | |
| | SRD18B205P144BDEXT | 20.43 | 20.5 | 19.41 | 14.4 | B | 21.3 | 1.4 | 2 | B1 | |
| F Fit | SRD18F15P16BDEXTNS1 | 20.43 | 15.0 | 19.48 | 16.0 | F | 21.3 | 1.4 | 2.3 | C1 | Bead position measured from pierce |
| 20mm | | | | | | | | | | | |
| A Fit | SRD20A18P162BDEXT | 21.94 | 18.0 | 20.91 | 16.2 | A | 22.94 | 1.5 | 3.5 | B1 | |
| E Fit | SRD20E16P1532BDEXT | 22.00 | 16.0 | 20.96 | 15.32 | E | 22.96 | 1.9 | 3.15 | C1 | |



STANDARD BEAD POSITION



TOP BEAD POSITION

Product Group 5
Shrouds with internal ribs and step at open end

| Size | Shroud Ref | O/D Nose | O/A Height | Step Dia. | Step Height | Rib I/D | Base I/D | Pierce Ø | Bead Ø | Bead Posn. | Fit Type | Style | Comment |
|-------------|------------------------------|----------|------------|-------------|-------------|---------|----------|----------|--------|------------|----------|-------|-----------------------------------|
| 13mm | | | | | | | | | | | | | |
| | STEP20421 | 15.15 | 14.1 | 20.4 | 2.1 | 14.12 | 14.40 | 12.8 | 15.7 | 2.00 | | 2 | Bead position is from top of step |
| | SRD13A13P128BDEXT-STEP20418 | 15.15 | 13.8 | 20.4 | 1.8 | 14.12 | 14.40 | 12.8 | 15.7 | 2.00 | | 2 | Bead position is from top of step |
| 15mm | | | | | | | | | | | | | |
| | SRD15A15P14STEPBDINT | 17.20 | 15 | 26 | 4 | 16.02 | 16.40 | 14.0 | 16.20 | 2.54 | A | 1 | Bead from pierce |
| | SRD15B13P144STEP | 17.20 | 13 | 19 | 3.75 | 16.06 | 16.25 | 14.4 | - | - | B | 6 | |
| | SRD15B14P144STEP | 17.20 | 14 | 19 | 3.75 | 16.06 | 16.25 | 14.4 | - | - | B | 6 | |
| | SRD15C135P13STEPBDEXT | 17.37 | 13.5 | 26.5 | 4.3 | 16.19 | 16.57 | 13 | 17.70 | 2.5 | C | 3 | Bead from pierce |
| | SRD15D167P146STEP56-BDINTNS2 | 17.25 | 16.7 | 31.2 | 5.6 | 16.14 | 16.40 | 14.6 | 16.70 | 8.50 | D | 1 | Bead from pierce |
| | SRD15L15P14STEP6BDEXT | 17.20 | 15 | 24 | 6 | 16.08 | 16.15 | 14.0 | 17.70 | 6.30 | L | 2 | Bead from pierce |
| | SRD15U145P138STEPBDINT | 17.20 | 14.5 | 26 | 3.5 | 16.17 | 16.30 | 13.8 | 16.75 | 2.54 | | 1 | Bead from pierce |
| | SRD15S18P144OVAL | 17.31 | 18 | 48.6 x 29.4 | 5.2 | 16.19 | 16.31 | 14.4 | - | - | | OVAL | |
| | SRD15-245-72 | 17.04 | 19.6 | 24.5 | 7.2 | 16.10 | 16.26 | 12.83 | 17.70 | 2.60 | | 2 | Bead from pierce |
| | SRD15-867 | 17.28 | 14.75 | 22.6 | 3.75 | 16.17 | 16.30 | 14.0 | 16.80 | 2.05 | | 1 | Bead from pierce |
| | SRD15-867-01 | 17.28 | 14.75 | 22.6 | 3.75 | 16.17 | 16.30 | 14.0 | 16.80 | 2.50 | | 1 | Bead from pierce |
| | SRD15-867-06 | 17.28 | 13.5 | 22.6 | 2.5 | 16.17 | 16.30 | 14.0 | 16.78 | 2.05 | | 1 | Bead from pierce |
| | SRD15-867-07 | 17.28 | 14.5 | 30.0 | 5.0 | 16.17 | 16.30 | 14.4 | 16.78 | 2.05 | | 1 | Bead from pierce |
| | SRD15-867-08 | 17.28 | 14.75 | 22.6 | 3.75 | 16.17 | 16.30 | 14.0 | 16.80 | 2.25 | | 1 | Bead from pierce |
| | SRD15-867-10 | 17.28 | 17.50 | 25.0 | 11.9 | 16.17 | 16.30 | 13.4 | 16.80 | 2.25 | | 1 | Bead from pierce |
| | SRD15-867-11 | 17.28 | 13.95 | 22.6 | 4.0 | 16.17 | 16.30 | 14.0 | 16.78 | 2.05 | | 1 | Bead from pierce |
| | SRD15-867-13 | 17.28 | 15.00 | 26.0 | 4.0 | 16.17 | 16.30 | 14.0 | 16.90 | 2.60 | | 1 | Bead from pierce |
| | SRD15-867NS | 17.28 | 14.0 | 22.6 | 3.75 | 16.17 | 16.30 | 14.0 | - | - | | 4 | |
| | SRD15-867-09 | 17.28 | 14.75 | 22.6 | 3.75 | 16.17 | 16.30 | 14.0 | - | - | | 4 | |
| | SRD1535-03 | 17.04 | 15.11 | 28.42 | 4.46 | 16.10 | 16.28 | 12.83 | 16.28 | 2.26 | | 1 | Bead from pierce |



STYLE 1



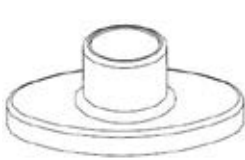
STYLE 2



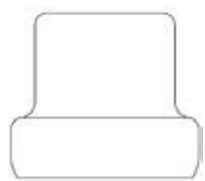
STYLE 3



STYLE 4



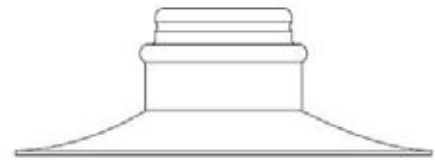
OVAL



STYLE 6



STYLE 7



STYLE 8

Product Group 5
Shrouds with internal ribs and step at open end

| Size | Shroud Ref | O/D Nose | O/A Height | Step Dia. | Step Height | Rib I/D | Base I/D | Pierce Ø | Bead Ø | Bead Posn. | Fit Type | Style | Comment |
|-------------|----------------------------|----------|------------|-----------|-------------|---------|----------|----------|--------|------------|----------|-------|-----------------------------------|
| 15mm | | | | | | | | | | | | | |
| | SRD15-14P1278BDINT STEPRV1 | 15.10 | 14 | 18.5 | 1.8 | 16.15 | 16.38 | 12.78 | 14.6 | 2 | | 7 | Bead position is from top of step |
| | SRD15-16P1278BDINT FLANGE | 15.10 | 16 | 36 | 5.3 | 16.15 | 16.38 | 12.78 | 18.5 | 4.95 | | 8 | Bead position is from pierce |
| | SRD15-16P13BDINT FLANGE46 | 15.10 | 16 | 46 | 4.8 | 16.15 | 16.38 | 13 | 18.5 | 4.95 | | 8 | Bead position is from pierce |
| | SRD17-23-7-12-02 | 17.45 | 19 | 23.5 | 7 | 16.37 | 16.45 | 14.5 | - | - | 02 | 6 | |
| | SRD17-23-5-12-01 | 17.20 | 17 | 23.5 | 5 | 16.2 | 16.30 | 14.5 | - | - | 01 | 6 | |
| | SRD17-23-5-145-01 | 17.20 | 19.5 | 23.5 | 5 | 16.2 | 16.30 | 13.8 | - | - | 01 | 6 | |
| | SRD17-23-7-12-02 | 17.45 | 19 | 23.5 | 7 | 16.37 | 16.45 | 14.5 | - | - | 02 | 6 | |
| | SRD17-23-8-10-01 | 17.20 | 18 | 23.5 | 8 | 16.2 | 16.30 | 14.5 | - | - | 01 | 6 | |
| | SRD17-23-8-12-01 | 17.20 | 20 | 23.5 | 8 | 16.2 | 16.30 | 14.5 | - | - | 01 | 6 | |
| | SRD17-23-75-02 | 17.45 | 20.5 | 23.5 | 7.5 | 16.37 | 16.45 | 14.5 | - | - | 01 | 6 | |
| | SRD17-23-75-11-01 | 17.20 | 18.5 | 23.5 | 7.5 | 16.2 | 16.30 | 14.5 | - | - | 01 | 6 | |
| | SRD17-23-75-11-02 | 17.45 | 18.5 | 23.5 | 7.5 | 16.37 | 16.45 | 14.5 | - | - | 02 | 6 | |
| | SRD17-23-75-12-01 | 17.20 | 19.5 | 23.5 | 7.5 | 16.2 | 16.30 | 14.5 | - | - | 01 | 6 | |
| | SRD17-23-75-12-02 | 17.45 | 19.5 | 23.5 | 7.5 | 16.37 | 16.45 | 14.5 | - | - | 02 | 6 | |
| | SRD17-23-75-13-01 | 17.20 | 20.5 | 23.5 | 7.5 | 16.2 | 16.30 | 14.5 | - | - | 01 | 6 | |
| | SRD17-23-75-13-02 | 17.45 | 20.5 | 23.5 | 7.5 | 16.37 | 16.45 | 14.5 | - | - | 02 | 6 | |



STYLE 1



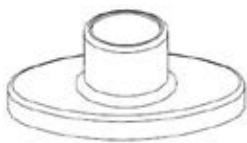
STYLE 2



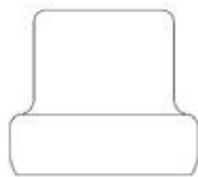
STYLE 3



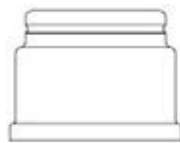
STYLE 4



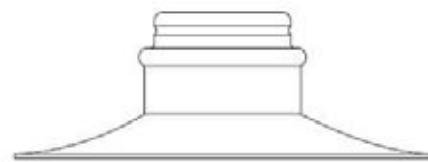
OVAL



STYLE 6



STYLE 7



STYLE 8

Product Group 6
Stepped Shrouds without internal ribs and with external nibs

| Size | Shroud Code | Body Outside Dia | Internal Fit Dia. | Height | Pierce | Step Dia. & Height | Fit nib Dia. | Style | Comment |
|------------------|-------------|------------------|-------------------|--------|--------|--------------------|--------------|-------|---------|
| 20mm PUMP | ML1 | 21.7 | 20.9 | 23.3 | 15.0 | 27.5 x 7 | 22.5 | A | |
| | ML1NONIB7 | 21.7 | 20.9 | 23.5 | 15.0 | 27.5 x 7 | N/A | B | |
| | ML1NOSPT5 | 21.7 | 20.9 | 19 | 16.2 | 27.5 x 5 | 22.5 | C | |
| | ML1NOSPT6 | 21.7 | 20.9 | 21 | 16.2 | 27.5 x 6 | 22.5 | C | |
| | ML1NOSPT7 | 21.7 | 20.9 | 21 | 16.2 | 27.5 x 7 | 22.5 | C | |
| | ML2 | 21.7 | 21.10 | 29 | 15.0 | 27.5 x 12 | 22 | A | |
| | ML2NONIB | 21.8 | 21.05 | 29 | 15.0 | 27.5 x 12 | N/A | B | |
| | | | | | | | | | |
| 35mm CAN | 35-17 | 33.8 | 34.85 | 18.5 | 17.0 | 35.5 x 9 | 34.85 | | |
| | 35-25COLLAP | 33.8 | 34.85 | 15.5 | 25.0 | 35.5 x 8 | 34.85 | | |
| | | | | | | | | | |


**Product Group 7
Triangulated Caps for Shrouds from Product group 3**

| Shroud Size | Cap Code | Height | O/D | I/D before Tri | Tri I/D | Shroud Fit Type | Style | Comment |
|-------------|--------------|--------|------|----------------|---------|-----------------|--------|---------|
| 13mm | 155-16TRI | 16 | 16.0 | 15.4 | 14.9 | A | 1 | |
| | 155-23TRI | 23 | 16.0 | 15.4 | 14.9 | A | 1 | |
| | 155-24TRI | 24 | 16.0 | 15.4 | 14.9 | A | 1 | |
| | 155-25TRI | 25 | 16.0 | 15.4 | 14.9 | A | 1 | |
| | 155-28TRI | 28 | 16.0 | 15.4 | 14.9 | A | 1 | |
| | 155-30TRI | 30 | 16.0 | 15.4 | 14.9 | A | 1 | |
| 15mm | NP25TRI | 25 | 18.4 | 17.78 | 16.9 | A | 1 | |
| | NP30TRI | 30 | 18.4 | 17.78 | 16.9 | A | 1 | |
| | NP30FTTRINS1 | 30 | 18.4 | 17.78 | 17.1 | C | 4 | |
| | NP32TRI | 32 | 18.4 | 17.78 | 16.9 | A | 1 | |
| | NP33TRI | 33 | 18.4 | 17.78 | 16.9 | A | 1 | |
| | NP35TRI | 35 | 18.4 | 17.78 | 16.9 | A | 1 | |
| | NP39TRI | 39 | 18.4 | 17.78 | 16.9 | A | 1 | |
| | NP40TRI | 40 | 18.4 | 17.78 | 16.9 | A | 1 | |
| | NP405TRI | 40.5 | 18.4 | 17.78 | 16.9 | A | 1 | |
| | NP44TRI | 44 | 18.4 | 17.78 | 16.9 | A | 1 | |
| | 17-35RIBTRI | 35 | 18.5 | 17.5 | 16.9 | A | 9 & 12 | |
| 18mm | 028-27TRI | 27 | 21.7 | 21.05 | 20.01 | A | 1 | |
| | 028-29TRI | 29 | 21.7 | 21.05 | 20.01 | A | 1 | |
| | 028-35TRI | 35 | 21.7 | 21.05 | 20.01 | A | 1 | |
| | 028-40TRI | 40 | 21.7 | 21.05 | 20.01 | A | 1 | |
| | 028-43TRI | 43 | 21.7 | 21.05 | 20.01 | A | 1 | |
| 20mm | 225-30TRI | 30 | 23.1 | 22.50 | 21.8 | A | 1 | |
| | 225-34TRI | 34 | 23.1 | 22.50 | 21.8 | A | 1 | |
| | 225-35TRI | 35 | 23.1 | 22.50 | 21.8 | A | 1 | |
| | 225-37TRI | 37 | 23.1 | 22.50 | 21.8 | A | 1 | |
| | 225-37TRI-01 | 37 | 23.1 | 22.50 | 21.5 | A | 1 | |
| | 225-38TRI | 38 | 23.1 | 22.50 | 21.8 | A | 1 | |
| | 225-40TRI | 40 | 23.1 | 22.50 | 21.8 | A | 1 | |
| | 225-40TRI-01 | 40 | 23.1 | 22.50 | 21.5 | A | 1 | |
| | 225-43TRI | 43 | 23.1 | 22.50 | 21.8 | A | 1 | |
| | 225-47TRI | 47 | 23.1 | 22.50 | 21.8 | A | 1 | |

Cap Styles



1. STANDARD CAP

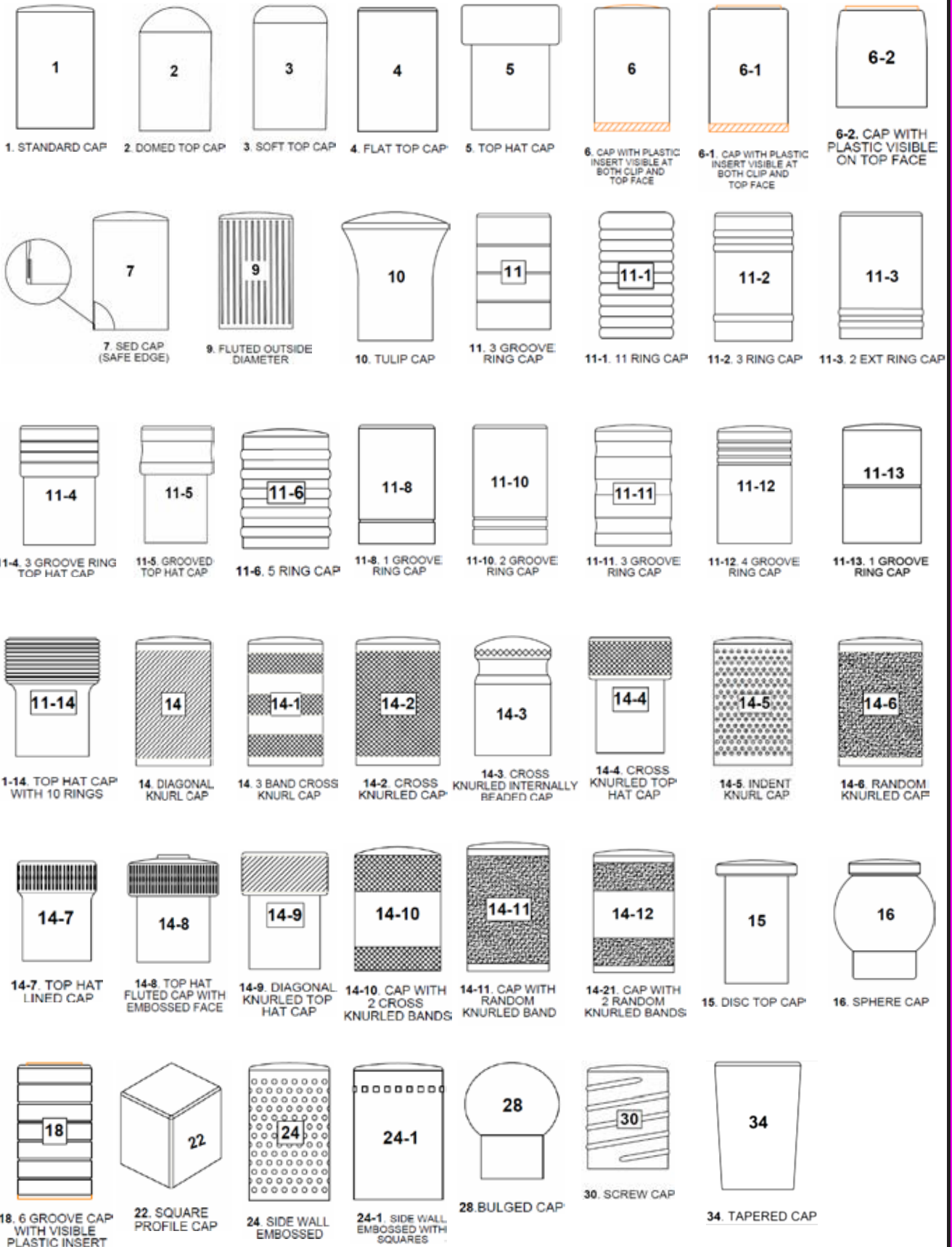


9. FLUTED OUTSIDE DIAMETER



12. CAP WITH DOME FEATURE

Product Groups 8
Caps with plastic inserts for Shrouds from Product Group 3



Product Groups 8
Caps with plastic inserts for Shrouds from Product Group 3

| Pump Size | Cap Code | Cap O/D | Height | Insert No | Fit Type | Insert O/D | Rib I/D | Cap Style | Comment |
|-------------|----------------|-----------|--------|-----------|----------|------------|-----------|--|---------|
| 13mm | 15415-25 | 18.8 | 25 | C2641 | A & D | 18.2 | 15.10 | 1 | |
| | 15415-28 | 18.8 | 28 | C2641 | A & D | 18.2 | 15.10 | 1 | |
| | 15415-30 | 18.8 | 30 | C2641 | A & D | 18.2 | 15.10 | 1 | |
| | 174-23 | 18.0 | 23 | C3179 | A & D | 17.4 | 15.10 | 1 | |
| 15mm | 196-28 | 20.4 | 28 | C3000 | A,C & D | 19.9 | 17.10 Ref | 1 | |
| | 196-28RKB | 20.4 | 28 | C3000 | A,C & D | 19.9 | 17.10 Ref | 14-11 | |
| | 196-282RKB | 20.4 | 28 | C3000 | A,C & D | 19.9 | 17.10 Ref | 14-12 | |
| | 196-28FT1GR | 20.4 | 28 | C3000 | A,C & D | 19.9 | 17.10 Ref | 11-8 | |
| | 196-30 | 20.4 | 30 | C3000 | A,C & D | 19.9 | 17.10 Ref | 1 | |
| | 196-31TH | 23.5/20.4 | 31 | C3000 | A,C & D | 19.9 | 17.10 Ref | 5 | |
| | 196-32 | 20.4 | 32 | C3000 | A,C & D | 19.9 | 17.10 Ref | 1 | |
| | 196-32 | 20.4 | 32 | C3000 | A,C & D | 19.9 | 17.10 Ref | 1 | |
| | 196-32DOM | 20.4 | 32 | C3000 | A,C & D | 19.9 | 17.10 Ref | 2 | |
| | 196-33BC | 20.4/26.7 | 33.3 | C3000 | A,C & D | 19.9 | 17.10 Ref | 28 | |
| | 196-371GR | 20.4 | 37 | C3000 | A,C & D | 19.9 | 17.10 Ref | 11-13 | |
| | 196-32 | 20.4 | 32 | C2960 | A,C & D | 19.9 | 17.10 Ref | 1 | |
| | 196-32SED | 20.6 | 32 | C2960 | A,C & D | 19.9 | 17.10 Ref | 1 & 7 | |
| | 196-35FT3R | 20.4 | 35 | C2960 | A,C & D | 19.9 | 17.10 Ref | 4 & 11-2 | |
| | 196-35 | 20.4 | 35 | C2960 | A,C & D | 19.9 | 17.10 Ref | 1 | |
| | 196-35SED | 20.6 | 35 | C2960 | A,C & D | 19.9 | 17.10 Ref | 1 & 7 | |
| | 196-35DT | 20.4/25 | 34.5 | C2960 | A,C & D | 19.9 | 17.10 Ref | 15 | |
| | 196-35DTSPHERE | 32.0 | 35 | C2960 | A,C & D | 19.9 | 17.10 Ref | 16 | |
| | 196-37 | 20.4 | 37 | C2960 | A,C & D | 19.9 | 17.10 Ref | 1 | |
| | 196-371GR | 20.4 | 37 | C2960 | A,C & D | 19.9 | 17.10 Ref | 11-13 | |
| | 196-38 | 20.4 | 38 | C2960 | A,C & D | 19.9 | 17.10 Ref | 1 | |
| | 196-42 | 20.4 | 42 | C2960 | A,C & D | 19.9 | 17.10 Ref | 1 | |
| | 196-29CKBDINT | 20.4 | 29 | C3009 | A,C & D | 19.9 | 17.10 Ref | 14-3 | |
| | 196-25 | 20.4 | 25 | C2630 | A | 19.9 | 17.16 | 1 | |
| | 196-26BC | 20.4/26.7 | 26 | C2630 | A | 19.9 | 17.16 | 28 | |
| | 196-27 | 20.4 | 27 | C2630 | A | 19.9 | 17.16 | 1 | |
| | 196-28 | 20.4 | 28 | C2630 | A | 19.9 | 17.16 | 1 | |
| | 196-33BC | 20.4/26.7 | 33.3 | C2630 | A | 19.9 | 17.16 | 28 | |
| | 196-371GR | 20.4 | 37 | C2630 | A | 19.9 | 17.16 | 11-13 | |
| | 196-25 | 20.4 | 25 | C2629 | C | 19.9 | 17.32 | 1 | |
| | 196-27 | 20.4 | 27 | C2629 | C | 19.9 | 17.32 | 1 | |
| | 196-33BC | 20.4/26.7 | 33.3 | C2629 | C | 19.9 | 17.32 | 28 | |
| | 196-371GR | 20.4 | 37 | C2629 | C | 19.9 | 17.32 | 11-13 | |
| | 196-371GR | 20.4 | 37 | C2886 | A | 19.9 | 17.20 | 11-13 | |
| 196-38 | 20.4 | 38 | C2886 | A | 19.9 | 17.20 | 1 | | |
| 196-32 | 20.4 | 32 | C3379 | D | 19.9 | 17.25 | 1 | Longer metal length caps available with this C3379 | |
| 20-33 TAPER | 26.2/22.3 | 33.3 | C3284 | C | 21.56 | 17.30 REF | 34 | | |
| 22-33 | 22.7 | 33 | C2772 | A | 22.15 | 17.20 | 1 | | |
| 22-35 | 22.7 | 35 | C2772 | A | 22.15 | 17.20 | 1 | | |
| 22-36 | 22.7 | 36 | C2772 | A | 22.15 | 17.20 | 1 | | |
| 22-40 | 22.7 | 40 | C2772 | A | 22.15 | 17.20 | 1 | | |
| 22-40 | 22.7 | 40 | C2772 | A | 22.15 | 17.20 | 1 | | |

Product Groups 8
Caps with plastic inserts for Shrouds from Product Group 3

| Pump Size | Cap Code | Cap O/D | Height | Insert No | Fit Type | Insert O/D | Rib I/D | Cap Style | Comment |
|-----------------|------------|-----------|-------------|-------------|-----------|------------|----------|-----------------------------|-------------------|
| 15mm | 24-28 | 23.7 | 28 | C2967/C3002 | A,C & D | 23.2 | 16.0 | 1 | |
| | 24-28FT3GR | 23.7 | 28 | C2967/C3002 | A,C & D | 23.2 | 16.0 | 4 & 11 | |
| | 24-30 | 23.7 | 30 | C2967/C3002 | A,C & D | 23.2 | 16.0 | 1 | |
| | 24-30FT3GR | 23.7 | 30 | C2967/C3002 | A,C & D | 23.2 | 16.0 | 4 & 11 | |
| | 24-30EBSC | 23.9 REF | 30 | C2967/C3002 | A,C & D | 23.2 | 16.0 | 30 | |
| | 24-303GR | 23.7 | 30 | C2967/C3002 | A,C & D | 23.2 | 16.0 | 1 & 11 | |
| | 24-305TH | 23.7/26.8 | 30.5 | C2967/C3002 | A,C & D | 23.2 | 16.0 | 5 | |
| | 24-31 | 23.7 | 31 | C2967/C3002 | A,C & D | 23.2 | 16.0 | 1 | |
| | 24-31THLN | 23.7/26.7 | 31 | C2967/C3002 | A,C & D | 23.2 | 16.0 | 14-7 | |
| | 24-32 | 23.7 | 32 | C2967/C3002 | A,C & D | 23.2 | 16.0 | 1 | |
| | 24-32FT3GR | 23.7 | 32 | C2967/C3002 | A,C & D | 23.2 | 16.0 | 11 | |
| | 24-32TU | 23.7/31 | 32 | C2967/C3002 | A,C & D | 23.2 | 16.0 | 10 | Restricted finish |
| | 24-325 | 23.7 | 32.5 | C2967/C3002 | A,C & D | 23.2 | 16.0 | 1 | |
| | 24-33 | 23.7 | 33 | C2967/C3002 | A,C & D | 23.2 | 16.0 | 1 | |
| | 24-33DOM | 23.7 | 33 | C2967/C3002 | A,C & D | 23.2 | 16.0 | 2 | |
| | 24-33TH | 23.7/27.6 | 33 | C2967/C3002 | A,C & D | 23.2 | 16.0 | 5 | |
| | 24-33THCK | 23.7/27.6 | 33 | C2967/C3002 | A,C & D | 23.2 | 16.0 | 14-4 | |
| | 24-33TH3GR | 23.7/26.8 | 33 | C2967/C3002 | A,C & D | 23.2 | 16.0 | 11-4 | |
| | 24-332R | 23.7 | 33 | C2967/C3002 | A,C & D | 23.2 | 16.0 | 1 & 11-3 | |
| | 24-334GR | 23.7 | 33 | C2967/C3002 | A,C & D | 23.2 | 16.0 | 11-12 | |
| | 24-34FTSED | 23.9 | 34 | C2967/C3002 | A,C & D | 23.2 | 16.0 | 4 & 7 | |
| | 24-35 | 23.7 | 35 | C2967/C3002 | A,C & D | 23.2 | 16.0 | 1 | |
| | 24-35EBSC | 23.9 REF | 35 | C2967/C3002 | A,C & D | 23.2 | 16.0 | 30 | |
| | 24-35TH | 23.7/27.6 | 35 | C2967/C3002 | A,C & D | 23.2 | 16.0 | 5 | |
| | 24-35THGR | 23.7/26.8 | 35 | C2967/C3002 | A,C & D | 23.2 | 16.0 | 11-5 | |
| | 24-35TH3GR | 23.7/26.8 | 35 | C2967/C3002 | A,C & D | 23.2 | 16.0 | 11-4 | |
| | 24-36FT3R | 23.7/24.3 | 36 | C2967/C3002 | A,C & D | 23.2 | 16.0 | 11-2 | |
| | 24-37 | 23.7 | 37 | C2967/C3002 | A,C & D | 23.2 | 16.0 | 1 | |
| | 24-37DOM | 23.7 | 37 | C2967/C3002 | A,C & D | 23.2 | 16.0 | 2 | |
| | 24-38 | 23.7 | 38 | C2967/C3002 | A,C & D | 23.2 | 16.0 | 1 | |
| | 24-39 | 23.7 | 39 | C2967/C3002 | A,C & D | 23.2 | 16.0 | 1 | |
| | 24-39FTSED | 23.9 | 39 | C2967/C3002 | A,C & D | 23.2 | 16.0 | 4 & 7 | |
| | 24-39FT3R | 23.7/24.3 | 39 | C2967/C3002 | A,C & D | 23.2 | 16.0 | 11-2 | |
| | 24-40 | 23.7 | 40 | C2967/C3002 | A,C & D | 23.2 | 16.0 | 1 | |
| | 24-40DK | 23.7 | 40 | C2967/C3002 | A,C & D | 23.2 | 16.0 | 14 | |
| | 24-40DKSED | 23.7 | 40 | C2967/C3002 | A,C & D | 23.2 | 16.0 | 14 | MOQ 100K |
| | 24-40DOM | 23.7 | 40 | C2967/C3002 | A,C & D | 23.2 | 16.0 | 2 | |
| | 24-40IK | 23.7 | 40 | C2967/C3002 | A,C & D | 23.2 | 16.0 | 14-5 | |
| | 24-40RK | 23.7 | 40 | C2967/C3002 | A,C & D | 23.2 | 16.0 | 14-6 | |
| | 24-403CK | 23.7 | 40 | C2967/C3002 | A,C & D | 23.2 | 16.0 | 14-1 | |
| 24-404DKSED | 23.9 REF | 40.45 | C2967/C3002 | A,C & D | 23.2 | 16.0 | 14 & 7 | | |
| 24-42 | 23.7 | 42 | C2967/C3002 | A,C & D | 23.2 | 16.0 | 1 | | |
| 24-422R | 23.7/24.3 | 42 | C2967/C3002 | A,C & D | 23.2 | 16.0 | 1 & 11-3 | | |
| 24-43 | 23.7 | 43 | C2967/C3002 | A,C & D | 23.2 | 16.0 | 1 | | |
| 24-43DOM | 23.7 | 43 | C2967/C3002 | A,C & D | 23.2 | 16.0 | 2 | | |
| 24-46 | 23.7 | 46 | C2967/C3002 | A,C & D | 23.2 | 16.0 | 1 | | |
| 24-489 | 23.7 | 48.9 | C2967/C3002 | A,C & D | 23.2 | 16.0 | 1 | | |
| 24-49 | 23.7 | 49 | C2967/C3002 | A,C & D | 23.2 | 16.0 | 1 | | |
| 24-52TU | 23.7/31.4 | 52 | C2967/C3002 | A,C & D | 23.2 | 16.0 | 10 | | |
| 2403 | 24.8 | 29.25 | C3014 | A | 24.0 | 17.12 | 6-1 | | |
| 2402MOD | 19.0 | 34 | C2450 | A | 20.0 | 17.30 | 6 | | |
| 24036GR30 | 24.8 | 29.25 | C3014 | A | 24.0 | 17.12 | 18 | | |
| 2404 | 24.9/22.2 | 23.5 | C3172 | A | 24.1/21.4 | 17.10 | 6-2 | | |
| 253-30SQ* | 25.3x25.3 | 30 | C3129 | A | 24.5/24.5 | 17.15 | 22 | Restricted finish | |
| 254-272FTSED2GR | 26.2 | 27.2 | C3212 | A,C & D | 25.4 | 17.10 Ref | 11-10 | In LDPE Natural Only | |
| 254-30FT3R | 26.2 | 27.2 | C3212 | A,C & D | 25.4 | 17.10 Ref | 11-11 | TO SUIT THESE METALS | |

Product Groups 8
Caps with plastic inserts for Shrouds from Product Group 3

| Pump Size | Cap Code | Cap O/D | Height | Insert No | Fit Type | Insert O/D | Rib I/D | Cap Style | Comment | |
|-------------|----------------|------------|--------|-----------|----------|------------|-----------|-------------|---------|--|
| 15mm | 254-27 | 26.0 | 27 | C2914 | A, C & D | 25.5 | 17.10 Ref | 1 | | |
| | 254-27RKB | 26.0 | 27 | C2914 | A, C & D | 25.5 | 17.10 Ref | 14 -11 | | |
| | 254-272RKB | 26.0 | 27 | C2914 | A, C & D | 25.5 | 17.10 Ref | 14 -12 | | |
| | 254-27SED | 26.2 | 27 | C2914 | A, C & D | 25.5 | 17.10 Ref | 1 & 7 | | |
| | 254-27TH | 26/30 | 27 | C2914 | A, C & D | 25.5 | 17.10 Ref | 5 | | |
| | 254-28 | 26.0 | 28 | C2914 | A, C & D | 25.5 | 17.10 Ref | 1 | | |
| | 254-28TH10R | 26/30 | 28 | C2914 | A, C & D | 25.5 | 17.10 Ref | 11-14 | | |
| | 254-28DKTH | 26/30 | 28 | C2914 | A, C & D | 25.5 | 17.10 Ref | 14-9 | | |
| | 254-28TH | 26/29 | 28 | C2914 | A, C & D | 25.5 | 17.10 Ref | 5 | | |
| | 254-28THFLEBF | 26/31 | 28 | C2914 | A, C & D | 25.5 | 17.10 Ref | 14-8 | | |
| | 254-29THCK | 26/29 | 29 | C2914 | A, C & D | 25.5 | 17.10 Ref | 14-4 | | |
| | 254-30TH | 26/30 | 30 | C2914 | A, C & D | 25.5 | 17.10 Ref | 5 | | |
| | 254-31 | 26.0 | 31 | C2914 | A, C & D | 25.5 | 17.10 Ref | 1 | | |
| | 254-314GR | 26.0 | 31 | C2914 | A, C & D | 25.5 | 17.10 Ref | 11-12 | | |
| | 254-31FTCK | 26.0 | 31 | C2914 | A, C & D | 25.5 | 17.10 Ref | 4 & 14-2 | | |
| | 254-31FT2CK | 26.2 | 31 | C2914 | A, C & D | 25.5 | 17.10 Ref | 4 & 14-10 | | |
| | 254-31FTSED | 26.2 | 31 | C2914 | A, C & D | 25.5 | 17.10 Ref | 4 & 7 | | |
| | 254-31FTCKSED | 26.2 | 31 | C2914 | A, C & D | 25.5 | 17.10 Ref | 4, 7 & 14-2 | | |
| | 254-31FT3CKSED | 26.2 | 31 | C2914 | A, C & D | 25.5 | 17.10 Ref | 4, 7 & 14-1 | | |
| | 254-31FTSWEBSQ | 26.2 | 31 | C2914 | A, C & D | 25.5 | 17.10 Ref | 4 & 24-1 | | |
| | 254-32 | 26.0 | 32 | C2914 | A, C & D | 25.5 | 17.10 Ref | 1 | | |
| | 254-32TH | 26/29 | 32 | C2914 | A, C & D | 25.5 | 17.10 Ref | 5 | | |
| | 254-33 | 26.0 | 33 | C2914 | A, C & D | 25.5 | 17.10 Ref | 1 | | |
| | 254-33TH10R | 26/30 | 33 | C2914 | A, C & D | 25.5 | 17.10 Ref | 11-14 | | |
| | 254-33SFT | 26.0 | 33 | C2914 | A, C & D | 25.5 | 17.10 Ref | 3 | | |
| | 254-33FTSED | 26.2 | 33 | C2914 | A, C & D | 25.5 | 17.10 Ref | 4 & 7 | | |
| | 254-35 | 26.0 | 35 | C2914 | A, C & D | 25.5 | 17.10 Ref | 1 | | |
| | 254-35TH | 26/30 | 35 | C2914 | A, C & D | 25.5 | 17.10 Ref | 5 | | |
| | 254-38 | 26.0 | 38 | C2914 | A, C & D | 25.5 | 17.10 Ref | 1 | | |
| | 254-38DOM | 26.0 | 38 | C2914 | A, C & D | 25.5 | 17.10 Ref | 2 | | |
| | 254-38FT3R | 26.0/27.15 | 38 | C2914 | A, C & D | 25.5 | 17.10 Ref | 11-2 | | |
| | 254-38FTCK | 26.0 | 38 | C2914 | A, C & D | 25.5 | 17.10 Ref | 4 & 14-2 | | |
| | 254-38FT3CK | 26.0 | 38 | C2914 | A, C & D | 25.5 | 17.10 Ref | 4 & 14-1 | | |
| | 254-40 | 26.0 | 40 | C2914 | A, C & D | 25.5 | 17.10 Ref | 1 | | |
| | 254-40FT3R | 26.0/27.15 | 40 | C2914 | A, C & D | 25.5 | 17.10 Ref | 11-2 | | |
| | 254-41 | 26.7 | 41 | C2914 | A, C & D | 25.5 | 17.10 Ref | 1 | | |
| | 254-4211R | 26.7 | 42 | C2914 | A, C & D | 25.5 | 17.10 Ref | 11-1 | | |
| | 254-435 | 26.7 | 43.5 | C2915 | A, C & D | 26.5 | 17.10 Ref | 1 | | |
| | | | | | | | | | | |
| | | 254-27FL2R | 26.8 | 27 | C3222 | A,C & D | 25.5 | 17.10 Ref | | |
| | | | | | | | | | | |
| | 289-30 | 29.5 | 30 | C2898 | A | 29.0 | 17.20 | 1 | | |
| | 289-30FT | 29.5 | 30 | C2898 | A | 29.0 | 17.20 | 4 | | |
| | 289-30SED | 29.7 | 30 | C2898 | A | 29.0 | 17.20 | 7 | | |
| | 289-305R | 29.5/30.1 | 30 | C2898 | A | 29.0 | 17.20 | 11-6 | | |
| | 289-34 | 29.5 | 34 | C2898 | A | 29.0 | 17.20 | 1 | | |
| | 289-37 | 29.5 | 37 | C2898 | A | 29.0 | 17.20 | 1 | | |
| | | | | | | | | | | |
| | ROTEX35 | 36.2 | 35 | C2918 | A | 35.7 | 17.20 | 1 | | |
| | ROTEX38 | 36.2 | 38 | C2918 | A | 35.7 | 17.2 | 1 | | |

Product Groups 8
Caps with plastic inserts for Shrouds from Product Group 3

| Pump Size | Cap Code | Cap O/D | Height | Insert No | Fit Type | Insert O/D | Rib I/D | Cap Style | Comment |
|-------------|-------------|-----------|--------|-----------|----------|------------|---------|-----------|----------|
| 17mm | 24-325 | 23.7 | 32.5 | C2626 | A | 23.2 | 18.7 | 1 | |
| | 24-33 | 23.7 | 33 | C2626 | A | 23.2 | 18.7 | 1 | |
| | 24-33DOM | 23.7 | 33 | C2626 | A | 23.2 | 18.7 | 2 | |
| | 24-33TH | 23.7/26.7 | 33 | C2626 | A | 23.2 | 18.7 | 5 | |
| | 24-33THCK | 23.7/26.9 | 33 | C2626 | A | 23.2 | 18.7 | 14-4 | |
| | 24-33TH3GR | 23.7/26.8 | 33 | C2626 | A | 23.2 | 18.7 | 11-4 | |
| | 24-332R | 23.7/24.3 | 33 | C2626 | A | 23.2 | 18.7 | 1 & 11-3 | |
| | 24-334GR | 23.7 | 33 | C2626 | A | 23.2 | 18.7 | 11-12 | |
| | 24-34FTSED | 23.9 | 34 | C2626 | A | 23.2 | 18.7 | 4 & 7 | |
| | 24-35 | 23.7 | 35 | C2626 | A | 23.2 | 18.7 | 1 | |
| | 24-35EBSC | 23.7/23.9 | 35 | C2626 | A | 23.2 | 18.7 | 30 | |
| | 24-35FT | 23.7 | 35 | C2626 | A | 23.2 | 18.7 | 4 | |
| | 24-35TH | 23.7/26.7 | 35 | C2626 | A | 23.2 | 18.7 | 5 | |
| | 24-35THGR | 23.7/26.8 | 35 | C2626 | A | 23.2 | 18.7 | 11-5 | |
| | 24-35TH3GR | 23.7/26.8 | 35 | C2626 | A | 23.2 | 18.7 | 11-4 | |
| | 24-36FT3R | 23.7/24.3 | 36 | C2626 | A | 23.2 | 18.7 | 11-2 | |
| | 24-37 | 23.7 | 37 | C2626 | A | 23.2 | 18.7 | 1 | |
| | 24-37DOM | 23.7 | 37 | C2626 | A | 23.2 | 18.7 | 2 | |
| | 24-38 | 23.7 | 38 | C2626 | A | 23.2 | 18.7 | 1 | |
| | 24-39 | 23.7 | 39 | C2626 | A | 23.2 | 18.7 | 1 | |
| | 24-39FT3R | 23.7/24.3 | 39 | C2626 | A | 23.2 | 18.7 | 11-2 | |
| | 24-39FTSED | 23.9 | 39 | C2626 | A | 23.2 | 18.7 | 4 & 7 | |
| | 24-40 | 23.7 | 40 | C2626 | A | 23.2 | 18.7 | 1 | |
| | 24-40DK | 23.7 | 40 | C2626 | A | 23.2 | 18.7 | 14 | |
| | 24-40DKSED | 23.7 | 40 | C2626 | A | 23.2 | 18.7 | 14 | MOQ 100K |
| | 24-40DOM | 23.7 | 40 | C2626 | A | 23.2 | 18.7 | 2 | |
| | 24-40IK | 23.7 | 40 | C2626 | A | 23.2 | 18.7 | 14-5 | |
| | 24-40RK | 23.7 | 40 | C2626 | A | 23.2 | 18.7 | 14-6 | |
| | 24-403CK | 23.7 | 40 | C2626 | A | 23.2 | 18.7 | 14-1 | |
| | 24-404DKSED | 23.9 REF | 40.45 | C2626 | A | 23.2 | 18.7 | 14 & 7 | |
| | 24-42 | 23.7 | 42 | C2626 | A | 23.2 | 18.7 | 1 | |
| | 24-422R | 23.7/24.3 | 42 | C2626 | A | 23.2 | 18.7 | 1 & 11-3 | |
| | 24-43 | 23.7 | 43 | C2626 | A | 23.2 | 18.7 | 1 | |
| | 24-43DOM | 23.7 | 43 | C2626 | A | 23.2 | 18.7 | 2 | |
| | 24-46 | 23.7 | 46 | C2626 | A | 23.2 | 18.7 | 1 | |
| | 24-489 | 23.7 | 48.9 | C2626 | A | 23.2 | 18.7 | 1 | |
| | 24-49 | 23.7 | 49 | C2626 | A | 23.2 | 18.7 | 1 | |
| | 24-52TU | 23.7/31.4 | 52 | C2626 | A | 23.2 | 18.7 | 10 | |

Product Groups 8
Caps with plastic inserts for Shrouds from Product Group 3

| Pump Size | Cap Code | Cap O/D | Height | Insert No | Fit Type | Insert O/D | Rib I/D | Cap Style | Comment |
|-------------|-------------|-----------|--------|-----------|----------|------------|---------|-----------|-------------------|
| 18mm | 24-30 | 23.7 | 30 | C2832 | B | 23.2 | 20.34 | 1 | |
| | 24-30EBSC | 23.9 REF | 30 | C2832 | B | 23.2 | 20.34 | 30 | |
| | 24-30FT3GR | 23.7 | 30 | C2832 | B | 23.2 | 20.34 | 11 | |
| | 24-303GR | 23.7 | 30 | C2832 | B | 23.2 | 20.34 | 1 & 11 | |
| | 24-305TH | 23.7/26.8 | 30.5 | C2832 | B | 23.2 | 20.34 | 5 | |
| | 24-31 | 23.7 | 31 | C2832 | B | 23.2 | 20.34 | 1 | |
| | 24-31THLN | 23.7/26.7 | 31 | C2832 | B | 23.2 | 20.34 | 14-7 | |
| | 24-32 | 23.7 | 32 | C2832 | B | 23.2 | 20.34 | 1 | |
| | 24-32FT3GR | 23.7 | 32 | C2832 | B | 23.2 | 20.34 | 11 | |
| | 24-32TU | 24/31.4 | 32 | C2832 | B | 23.2 | 20.34 | 10 | Restricted finish |
| | 24-325 | 23.7 | 32.5 | C2832 | B | 23.2 | 20.34 | 1 | |
| | 24-33 | 23.7 | 33 | C2832 | B | 23.2 | 20.34 | 1 | |
| | 24-33DOM | 23.7 | 33 | C2832 | B | 23.2 | 20.34 | 2 | |
| | 24-33TH | 23.7/26.7 | 33 | C2832 | B | 23.2 | 20.34 | 5 | |
| | 24-33THCK | 23.7/26.7 | 33 | C2832 | B | 23.2 | 20.34 | 14-4 | |
| | 24-33TH3GR | 23.7/26.8 | 33 | C2832 | B | 23.2 | 20.34 | 11-4 | |
| | 24-332R | 23.7/24.3 | 33 | C2832 | B | 23.2 | 20.34 | 1 & 11-3 | |
| | 24-334GR | 23.7 | 33 | C2832 | B | 23.2 | 20.34 | 11-12 | |
| | 24-34FTSED | 23.9 | 34 | C2832 | B | 23.2 | 20.34 | 4 & 7 | |
| | 24-35 | 23.7 | 35 | C2832 | B | 23.2 | 20.34 | 1 | |
| | 24-35EBSC | 23.9 REF | 35 | C2832 | B | 23.2 | 20.34 | 30 | |
| | 24-35FT | 23.7 | 35 | C2832 | B | 23.2 | 20.34 | 4 | |
| | 24-35TH | 23.7/26.7 | 35 | C2832 | B | 23.2 | 20.34 | 5 | |
| | 24-35THGR | 23.7/26.8 | 35 | C2832 | B | 23.2 | 20.34 | 11-5 | |
| | 24-35TH3GR | 23.7/26.8 | 35 | C2832 | B | 23.2 | 20.34 | 11-4 | |
| | 24-36FT3R | 23.7 | 36 | C2832 | B | 23.2 | 20.34 | 11-2 | |
| | 24-37 | 23.7 | 37 | C2832 | B | 23.2 | 20.34 | 1 | |
| | 24-37DOM | 23.7 | 37 | C2832 | B | 23.2 | 20.34 | 2 | |
| | 24-38 | 23.7 | 38 | C2832 | B | 23.2 | 20.34 | 1 | |
| | 24-39 | 23.7 | 39 | C2832 | B | 23.2 | 20.34 | 1 | |
| | 24-39FT3R | 23.7/24.3 | 39 | C2832 | B | 23.2 | 20.34 | 11-2 | |
| | 24-39FTSED | 23.9 | 39 | C2832 | B | 23.2 | 20.34 | 4 & 7 | |
| | 24-40 | 23.7 | 40 | C2832 | B | 23.2 | 20.34 | 1 | |
| | 24-40DK | 23.7 | 40 | C2832 | B | 23.2 | 20.34 | 14 | |
| | 24-40DKSED | 23.9 | 40 | C2832 | B | 23.2 | 20.34 | 7 & 14 | MOQ 100K |
| | 24-40DOM | 23.7 | 40 | C2832 | B | 23.2 | 20.34 | 2 | |
| | 24-40IK | 23.7 | 40 | C2832 | B | 23.2 | 20.34 | 14-5 | |
| | 24-40RK | 23.7 | 40 | C2832 | B | 23.2 | 20.34 | 14-6 | |
| | 24-403CK | 23.7 | 40 | C2832 | B | 23.2 | 20.34 | 14-1 | |
| | 24-404DKSED | 23.9 REF | 40.45 | C2832 | B | 23.2 | 20.34 | 14 & 7 | |
| | 24-42 | 23.7 | 42 | C2832 | B | 23.2 | 20.34 | 1 | |
| | 24-422R | 23.7/24.3 | 42 | C2832 | B | 23.2 | 20.34 | 11-3 | |
| | 24-43 | 23.7 | 43 | C2832 | B | 23.2 | 20.34 | 1 | |
| | 24-43DOM | 23.7 | 43 | C2832 | B | 23.2 | 20.34 | 2 | |
| | 24-46 | 23.7 | 46 | C2832 | B | 23.2 | 20.34 | 1 | |
| | 24-489 | 23.7 | 48.9 | C2832 | B | 23.2 | 20.34 | 1 | |
| | 24-49 | 23.7 | 49 | C2832 | B | 23.2 | 20.34 | 1 | |
| | 24-52TU | 23.7/31.4 | 52 | C2832 | B | 23.2 | 20.34 | 10 | |

Product Groups 8
Caps with plastic inserts for Shrouds from Product Group 3

| Pump Size | Cap Code | Cap O/D | Height | Insert No | Fit Type | Insert O/D | Rib I/D | Cap Style | Comment |
|-------------|-----------------|------------|--------|---------------|----------|------------|-------------|-------------|---------|
| 18mm | 254-30TH | 26/30 | 30 | C3064 | A | 25.5 | 20.36 | 5 | |
| | 254-31 | 26.0 | 31 | C3064 | A | 25.5 | 20.36 | 1 | |
| | 254-314GR | 26.0 | 31 | C3064 | A | 25.5 | 20.36 | 1 & 11 | |
| | 254-31FTCK | 26.0 | 31 | C3064 | A | 25.5 | 20.36 | 4 & 14-2 | |
| | 254-31FT2CK | 26.2 | 31 | C3064 | A | 25.5 | 20.36 | 4 & 14-10 | |
| | 254-31FTSED | 26.2 | 31 | C3064 | A | 25.5 | 20.36 | 4 & 7 | |
| | 254-31FTCKSED | 26.2 | 31 | C3064 | A | 25.5 | 20.36 | 4, 7 & 14-2 | |
| | 254-31FT3CKSED | 26.2 | 31 | C3064 | A | 25.5 | 20.36 | 4, 7 & 14-1 | |
| | 254-31FTSWEB SQ | 26.2 | 31 | C3064 | A | 25.5 | 20.36 | 4 & 24-1 | |
| | 254-31FTSWEB C | 26.2 | 31 | C3064 | A | 25.5 | 20.36 | 4 & 24 | |
| | 254-32 | 26.0 | 32 | C3064 | A | 25.5 | 20.36 | 1 | |
| | 254-32TH | 26/29 | 32 | C3064 | A | 25.5 | 20.36 | 5 | |
| | 254-33 | 26.0 | 33 | C3064 | A | 25.5 | 20.36 | 1 | |
| | 254-33TH10R | 26/30 | 33 | C3064 | A | 25.5 | 20.36 | 11-14 | |
| | 254-33FTSED | 26.2 | 33 | C3064 | A | 25.5 | 20.36 | 4 & 7 | |
| | 254-33SFT | 26.0 | 33 | C3064 | A | 25.5 | 20.36 | 3 | |
| | 254-35 | 26.0 | 35 | C3064 | A | 25.5 | 20.36 | 1 | |
| | 254-35TH | 26/30 | 35 | C3064 | A | 25.5 | 20.36 | 5 | |
| | 254-38DOM | 26.0 | 38 | C3064 | A | 25.5 | 20.36 | 2 | |
| | 254-38 | 26.0 | 38 | C3064 / C2550 | A | 25.5 | 20.36/20.38 | 1 | |
| | 254-38FT3R | 26.0/27.15 | 38 | C3064 / C2550 | A | 25.5 | 20.36/20.38 | 11-2 | |
| | 254-38FTCK | 26.0 | 38 | C3064 / C2550 | A | 25.5 | 20.36/20.38 | 4 & 14-2 | |
| | 254-38FT3CK | 26.0 | 38 | C3064 / C2550 | A | 25.5 | 20.36/20.38 | 4 & 14-1 | |
| | 254-40 | 26.0 | 40 | C3064 / C2550 | A | 25.5 | 20.36/20.38 | 1 | |
| | 254-40FT3R | 26.0/27.15 | 40 | C3064 / C2550 | A | 25.5 | 20.36/20.38 | 11-2 | |
| | 254-41 | 26.7 | 41 | C3064 / C2550 | A | 25.5 | 20.36/20.38 | 1 | |
| | 254-4211R | 26.7 | 42 | C3064 / C2550 | A | 25.5 | 20.36/20.38 | 11-1 | |
| | 254-435 | 26.7 | 43.5 | C3064 / C2551 | A | 26.5 | 20.36/20.39 | 1 | |
| | 2401 | 25.3 | 41 | C2650 | B & C | 24.0 | 20.38 | 6 | |
| | 24036GR-30 | 24.8 | 29.25 | C3036 | B | 23.8/24.8 | 17.12 | 18 | |
| | 2403 | 24.8 | 29.25 | C3036 | B | 23.8/24.8 | 17.12 | 6-1 | |

30

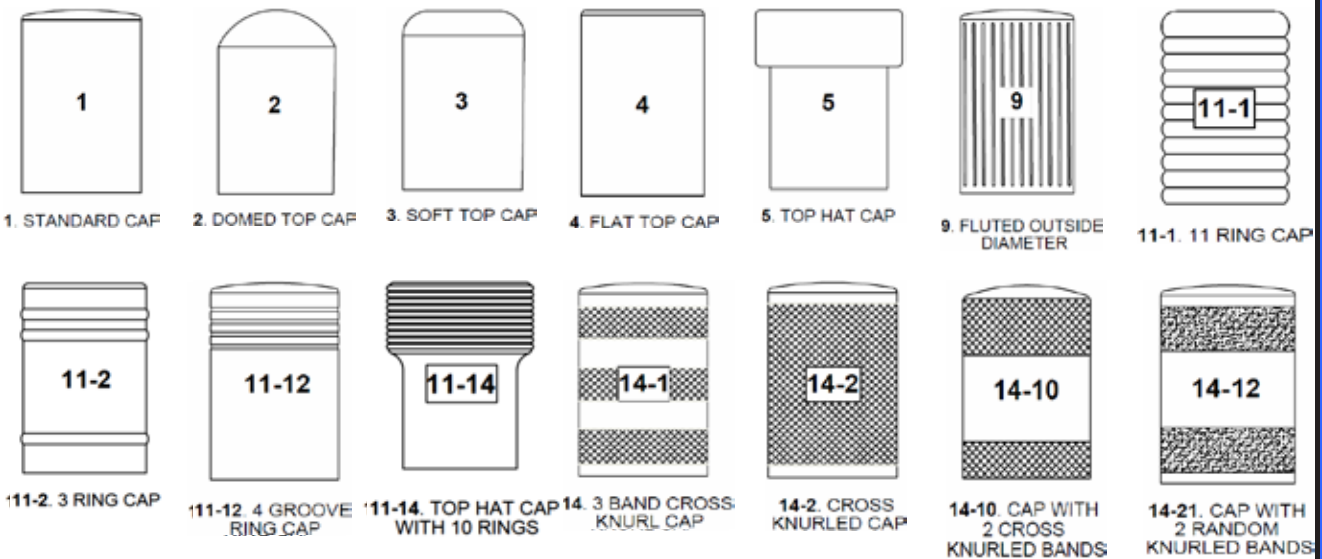
Product Groups 8
Caps with plastic inserts for Shrouds from Product Group 3

| Pump Size | Cap Code | Cap O/D | Height | Insert No | Fit Type | Insert O/D | Rib I/D | Cap Style | Comment | |
|-------------|-----------------|-----------------|--------|-----------|----------|------------|---------|-------------|-------------|--|
| 20mm | 254-30TH | 26/30 | 30 | C2666 | A | 25.5 | 21.6 | 5 | | |
| | 254-31 | 26.0 | 31 | C2666 | A | 25.5 | 21.6 | 1 | | |
| | 254-314GR | 26.0 | 31 | C2666 | A | 25.5 | 21.6 | 1 & 11 | | |
| | 254-31FTCK | 26.0 | 31 | C2666 | A | 25.5 | 21.6 | 4 & 14-2 | | |
| | 254-31FT2CK | 26.2 | 31 | C2666 | A | 25.5 | 21.6 | 4 & 14-10 | | |
| | 254-31FTSED | 26.2 | 31 | C2666 | A | 25.5 | 21.6 | 4 & 7 | | |
| | 254-31FTCKSED | 26.2 | 31 | C2666 | A | 25.5 | 21.6 | 4, 7 & 14-2 | | |
| | 254-31FT3CKSED | 26.2 | 31 | C2666 | A | 25.5 | 21.6 | 4, 7 & 14-1 | | |
| | 254-31FTSWEBSSQ | 26.2 | 31 | C2666 | A | 25.5 | 21.6 | 4 & 24-1 | | |
| | 254-31FTSWEBBC | 26.2 | 31 | C2666 | A | 25.5 | 21.6 | 4 & 24 | | |
| | 254-31THFLEBF | 26/31 | 31 | C2666 | A | 25.5 | 21.6 | 14-8 | | |
| | 254-32 | 26.0 | 32 | C2666 | A | 25.5 | 21.6 | 1 | | |
| | 254-32TH | 26/29 | 32 | C2666 | A | 25.5 | 21.6 | 5 | | |
| | 254-33 | 26.0 | 33 | C2666 | A | 25.5 | 21.6 | 1 | | |
| | 254-33TH10R | 26/30 | 33 | C2666 | A | 25.5 | 21.6 | 11-14 | | |
| | 254-33FTSED | 26.2 | 33 | C2666 | A | 25.5 | 22.0 | 4 | | |
| | 254-35 | 26.0 | 35 | C2666 | A | 25.5 | 21.6 | 1 | | |
| | 254-35TH | 26/30 | 35 | C2666 | A | 25.5 | 21.6 | 5 | | |
| | 254-38 | 26.0 | 38 | C2666 | A | 25.5 | 21.6 | 1 | | |
| | 254-38FT3R | 26.0 | 38 | C2666 | A | 25.5 | 21.6 | 11-2 | | |
| | 254-38DOM | 26.0 | 38 | C2666 | A | 25.5 | 21.6 | 2 | | |
| | 254-38FTCK | 26.0 | 38 | C2666 | A | 25.5 | 21.6 | 4 & 14-2 | | |
| | 254-38FT3CK | 26.0 | 38 | C2666 | A | 25.5 | 21.6 | 4 & 14-1 | | |
| | 254-40 | 26.0 | 40 | C2666 | A | 25.5 | 21.6 | 1 | | |
| | 254-40FT3R | 26.0 | 40 | C2666 | A | 25.5 | 21.6 | 11-2 | | |
| | 254-41 | 26.7 | 41 | C2666 | A | 25.5 | 21.6 | 1 | | |
| | 254-4211R | 26.7 | 42 | C2666 | A | 25.5 | 21.6 | 11-1 | | |
| | 254-435 | 26.7 | 43.5 | C2667 | A | 25.5 | 21.6 | 1 | | |
| | | | | | | | | | | |
| | | 254-30TH | 26/30 | 30 | C2424 | B & C | 25.5 | 22.0 | 5 | |
| | | 254-31 | 26.0 | 31 | C2424 | B & C | 25.5 | 22.0 | 1 | |
| | | 254-31FTCK | 26.0 | 31 | C2424 | B & C | 25.5 | 22.0 | 4 & 14-2 | |
| | | 254-31FTSED | 26.2 | 31 | C2424 | B & C | 25.5 | 22.0 | 4 & 7 | |
| | | 254-31FTCKSED | 26.2 | 31 | C2424 | B & C | 25.5 | 22.0 | 4, 7 & 14-2 | |
| | | 254-31FT3CKSED | 26.2 | 31 | C2424 | B & C | 25.5 | 22.0 | 4, 7 & 14-1 | |
| | | 254-31FTSWEBSSQ | 26.2 | 31 | C2424 | B & C | 25.5 | 22.0 | 4 & 24-1 | |
| | | 254-31FTSWEBBC | 26.2 | 31 | C2424 | B & C | 25.5 | 22.0 | 4 & 24 | |
| | | 254-32 | 26.0 | 32 | C2424 | B & C | 25.5 | 22.0 | 1 | |
| | | 254-33 | 26.0 | 33 | C2424 | B & C | 25.5 | 22.0 | 1 | |
| | | 254-33FTSED | 26.2 | 33 | C2424 | B & C | 25.5 | 22.0 | 4 & 7 | |
| | | 254-35 | 26.0 | 35 | C2424 | B & C | 25.5 | 22.0 | 1 | |
| | | 254-35TH | 26/30 | 35 | C2424 | B & C | 25.5 | 22.0 | 5 | |
| | | 254-38 | 26.0 | 38 | C2424 | B & C | 25.5 | 22.0 | 1 | |
| | | 254-38DOM | 26.0 | 38 | C2424 | B & C | 25.5 | 22.0 | 2 | |
| | | 254-38FTCK | 26.0 | 38 | C2424 | B & C | 25.5 | 22.0 | 4 & 14-2 | |
| | | 254-38FT3CK | 26.0 | 38 | C2424 | B & C | 25.5 | 22.0 | 4 & 14-1 | |
| | 254-38FT3R | 26.0 | 38 | C2424 | B & C | 25.5 | 22.0 | 11-2 | | |
| | 254-40 | 26.0 | 40 | C2424 | B & C | 25.5 | 22.0 | 1 | | |
| | 254-40FT3R | 26.0 | 40 | C2424 | B & C | 25.5 | 22.0 | 11-2 | | |
| | 254-41 | 26.7 | 41 | C2424 | B & C | 25.5 | 22.0 | 1 | | |
| | 254-4211R | 26.7 | 42 | C2424 | B & C | 25.5 | 22.0 | 11-1 | | |
| | 254-435 | 26.7 | 43.5 | C2425 | B & C | 25.5 | 22.0 | 1 | | |
| | | | | | | | | | | |
| | 289-30 | 30.5 | 30 | C3022 | A | 29 | 21.8 | 1 | | |
| | 289-30SED | 30.7 | 30 | C3022 | A | 29 | 21.8 | 1 & 7 | | |
| | 289-30FT | 30.5 | 30 | C3022 | A | 29 | 21.8 | 4 | | |
| | 289-305R | 30.5 | 30 | C3022 | A | 29 | 21.8 | 11-6 | | |
| | 289-37 | 30.5 | 37 | C3022 | A | 29 | 21.8 | 1 | | |
| | | | | | | | | | | |
| | ROTEX35 | 36.2 | 35 | C3012 | A | 35.7 | 21.8 | 1 | | |
| | ROTEX38 | 36.2 | 38 | C3012 | A | 35.7 | 21.8 | 1 | | |

Product Group 9
Round caps with or without plastic inserts to fit Shrouds from Product Group 6

| Size | Cap Code | Height | O/D | I/D | Insert | Style | To Fit Shroud | Comment |
|--------------------------------|-------------|--------|-------|-------|--------|-----------|---------------|--------------------|
| ML1 / ML2 20mm PUMP | 22-33 | 33 | 22.6 | 22.0 | - | 1 | ML1 / ML2 | NO INSERT REQUIRED |
| | 22-35 | 35 | 22.6 | 22.0 | - | 1 | ML1 / ML2 | |
| | 22-36 | 36 | 22.6 | 22.0 | - | 1 | ML1 / ML2 | |
| | 22-40 | 40 | 22.6 | 22.0 | - | 1 | ML1 / ML2 | |
| | 22-43 | 43 | 22.6 | 22.0 | - | 1 | ML1 / ML2 | |
| 35mm CAN | 35-29 | 29 | 34.9 | 34.3 | - | 1 | 35-17/35-25 | NO INSERT REQUIRED |
| | 35-293 | 29.3 | 34.9 | 34.3 | - | 1 | 35-17/35/25 | |
| | 35-36 | 36 | 34.9 | 34.3 | - | 1 | 35-17/35-25 | |
| | 35-38 | 38 | 34.9 | 34.3 | - | 1 | 35-17/35-25 | |
| | 35-40 | 40 | 34.9 | 34.3 | - | 1 | 35-17/35-25 | |
| 20mm PUMP | 254-31 | 31 | 26.0 | 21.6 | C2666 | 1 | ML1/ML2 | |
| | 254-31FTCK | 31 | 26.0 | 21.6 | C2666 | 4 & 14-2 | ML1/ML2 | |
| | 254-31FT2CK | 31 | 26.2 | 21.6 | C2666 | 4 & 14-10 | ML1/ML2 | |
| | 254-314GR | 31 | 26.0 | 21.6 | C2666 | 4 & 11-12 | ML1/ML2 | |
| | 254-32 | 32 | 26.0 | 21.6 | C2666 | 1 | ML1/ML2 | |
| | 254-32TH | 32 | 26/29 | 21.6 | C2666 | 5 | ML1/ML2 | |
| | 254-33 | 33 | 26.0 | 21.6 | C2666 | 1 | ML1/ML2 | |
| | 254-33TH10R | 33 | 26/30 | 21.6 | C2666 | 11-14 | ML1/ML2 | |
| | 254-33FTSED | 33 | 26.0 | 21.6 | C2666 | 4 & 7 | ML1/ML2 | |
| | 254-33SFT | 33 | 26.0 | 21.6 | C2666 | 3 | ML1/ML2 | |
| | 254-35 | 35 | 26.0 | 21.6 | C2666 | 1 | ML1/ML2 | |
| | 254-35TH | 35 | 26/30 | 21.6 | C2666 | 5 | ML1/ML2 | |
| | 254-38 | 38 | 26.0 | 21.6 | C2666 | 1 | ML1/ML2 | |
| | 254-38DOM | 38 | 26.0 | 21.6 | C2666 | 2 | ML1/ML2 | |
| | 254-38FTCK | 38 | 26.0 | 21.6 | C2666 | 4 & 14-2 | ML1/ML2 | |
| | 254-38FT3CK | 38 | 26.0 | 21.6 | C2666 | 4 & 14-1 | ML1/ML2 | |
| | 254-38FT3R | 38 | 26.0 | 21.6 | C2666 | 11-2 | ML1/ML2 | |
| 254-40 | 40 | 26.0 | 21.6 | C2666 | 1 | ML1/ML2 | | |
| 254-40FT3R | 40 | 26.0 | 21.6 | C2666 | 11-2 | ML1/ML2 | | |
| 254-4211R | 42 | 26.7 | 21.6 | C2666 | 11-1 | ML1/ML2 | | |

Cap Styles



**Product Group 10
Caps with Screw Inserts**




1. STANDARD CAP



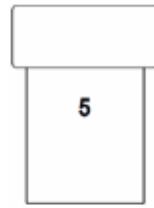
2. DOMED TOP CAP



3. SOFT TOP CAP



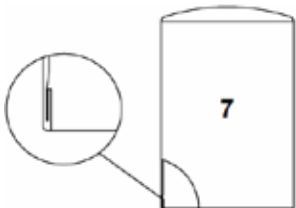
4. FLAT TOP CAP



5. TOP HAT CAP



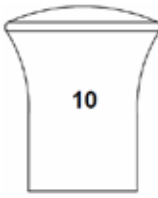
6. CAP WITH PLASTIC INSERT VISIBLE AT BOTH CLIP AND TOP FACE



7. SED CAP (SAFE EDGE)



9. FLUTED OUTSIDE DIAMETER




10. TULIP CAP



11. 3 GROOVE RING CAP



11-1. 11 RING CAP



11-2. 3 RING CAP



11-3. 2 EXT RING CAP




11-4. 3 GROOVE RING TOP HAT CAP



11-5. GROOVED TOP HAT CAP



11-10. 2 GROOVE RING CAP



11-12. 4 GROOVE RING CAP



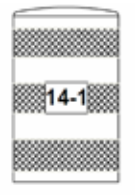
11-14. TOP HAT CAP WITH 10 RINGS



12. CAP WITH DOME FEATURE



14. DIAGONAL KNURL CAP




14-1. 3 BAND CROSS KNURL CAP




14-2. CROSS KNURLED CAP



14-4. CROSS KNURLED TOP HAT CAP



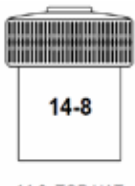
14-5. INDENT KNURL CAP




14-6. RANDOM KNURLED CAP



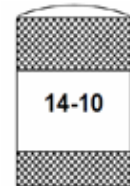
14-7. TOP HAT LINED CAP



14-8. TOP HAT FLUTED CAP WITH EMBOSSED FACE



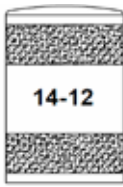
14-9. DIAGONAL KNURLED TOP HAT CAP



14-10. CAP WITH 2 CROSS KNURLED BANDS



14-11. CAP WITH RANDOM KNURLED BAND



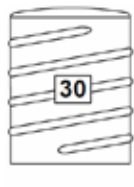
14-21. CAP WITH 2 RANDOM KNURLED BANDS



23. STEPPED DIAMETER TOP FACE CAP



25. HORIZONTAL AND VERTICAL GROOVES



30. SCREW CAP



34. TAPERED CAP

Product Group 10
Caps with Screw Inserts

| Size | Cap Code | Insert | Cap O/D | Height | Style | Insert and wad type | Insert colour | Comment |
|----------------|----------------|--------|---------|--------|-----------|-----------------------|---------------|---------|
| G.C.M.I | | | | | | | | |
| 20-410 | 20415-27 | C2462 | 24.1 | 27 | 1 | Injection 1.5 EPE Wad | Natural | |
| 20-410 | 20415-29FTSED | C2462 | 24.3 | 29 | 4 & 7 | Injection 1.5 EPE Wad | Natural | |
| 20-410 | 20415-29RIB | C2462 | 24.5 | 29 | 9 & 12 | Injection 1.5 EPE Wad | Natural | |
| 20-410 | 20415-31 | C2462 | 24.1 | 31 | 1 | Injection 1.5 EPE Wad | Natural | |
| 20-410 | 20415-315 | C2462 | 24.1 | 31.5 | 1 | Injection 1.5 EPE Wad | Natural | |
| 20-410 | 20415-35 | C2462 | 24.1 | 35 | 1 | Injection 1.5 EPE Wad | Natural | |
| 20-410 | 20415-37 | C2462 | 24.1 | 37 | 1 | Injection 1.5 EPE Wad | Natural | |
| 20-415 | 226-3411R | C3071 | 24.1 | 34 | 11-1 | Injection 1.5 EPE Wad | Natural | |
| 20-415 | 20415-23 | C2118 | 24.1 | 23 | 1 | Injection 1.5 EPE Wad | Natural | |
| 20-415 | 20415-27 | C2118 | 24.1 | 27 | 1 | Injection 1.5 EPE Wad | Natural | |
| 20-415 | 20415-29FTSED | C2118 | 24.3 | 29 | 4 & 7 | Injection 1.5 EPE Wad | Natural | |
| 20-415 | 20415-29RIB | C2118 | 24.5 | 29 | 9 & 12 | Injection 1.5 EPE Wad | Natural | |
| 20-415 | 20415-31 | C2118 | 24.1 | 31 | 1 | Injection 1.5 EPE Wad | Natural | |
| 20-415 | 20415-315 | C2118 | 24.1 | 31.5 | 1 | Injection 1.5 EPE Wad | Natural | |
| 20-415 | 20415-35 | C2118 | 24.1 | 35 | 1 | Injection 1.5 EPE Wad | Natural | |
| 20-415 | 20415-37 | C2118 | 24.1 | 37 | 1 | Injection 1.5 EPE Wad | Natural | |
| 20-415 | 254-27 | C2942 | 26 | 27 | 1 | Injection 1.5 EPE Wad | White | |
| 20-415 | 254-27RKB | C2942 | 26 | 27 | 14-1 | Injection 1.5 EPE Wad | White | |
| 20-415 | 254-272RKB | C2942 | 26 | 27 | 14-2 | Injection 1.5 EPE Wad | White | |
| 20-415 | 254-27TH | C2942 | 26/30 | 27 | 5 | Injection 1.5 EPE Wad | White | |
| 20-415 | 254-27SFT | C2942 | 26 | 27 | 3 | Injection 1.5 EPE Wad | White | |
| 20-415 | 254-27SED | C2942 | 26.2 | 27 | 1 & 7 | Injection 1.5 EPE Wad | White | |
| 20-415 | 254-28 | C2942 | 26 | 28 | 1 | Injection 1.5 EPE Wad | White | |
| 20-415 | 254-28DKTH | C2942 | 26/30 | 28 | 14-9 | Injection 1.5 EPE Wad | White | |
| 20-415 | 254-28THFLEBF | C2942 | 26/31 | 28 | 14-8 | Injection 1.5 EPE Wad | White | |
| 20-415 | 254-28TH | C2942 | 26/30 | 28 | 5 | Injection 1.5 EPE Wad | White | |
| 20-415 | 254-28TH10R | C2942 | 26/30 | 28 | 11-14 | Injection 1.5 EPE Wad | White | |
| 20-415 | 254-29THCK | C2942 | 26/29 | 29 | 14-4 | Injection 1.5 EPE Wad | White | |
| 20-415 | 254-30TH | C2942 | 26/30 | 30 | 5 | Injection 1.5 EPE Wad | White | |
| 20-415 | 254-314GR | C2942 | 26 | 31 | 1 & 11 | Injection 1.5 EPE Wad | White | |
| 20-415 | 254-31 | C2942 | 26 | 31 | 1 | Injection 1.5 EPE Wad | White | |
| 20-415 | 254-31FTCK | C2942 | 26 | 31 | 4 & 14-2 | Injection 1.5 EPE Wad | White | |
| 20-415 | 254-31FT2CK | C2942 | 26 | 31 | 4 & 14-10 | Injection 1.5 EPE Wad | White | |
| 20-415 | 254-31FTSED | C2942 | 26.2 | 31 | 4 & 7 | Injection 1.5 EPE Wad | White | |
| 20-415 | 254-31FTCKSED | C2942 | 26.2 | 31 | 4,7&14-2 | Injection 1.5 EPE Wad | White | |
| 20-415 | 254-31FT3CKSED | C2942 | 26.2 | 31 | 4,7&14-1 | Injection 1.5 EPE Wad | White | |
| 20-415 | 254-32 | C2942 | 26 | 32 | 1 | Injection 1.5 EPE Wad | White | |
| 20-415 | 254-32TH | C2942 | 26/29 | 32 | 5 | Injection 1.5 EPE Wad | White | |
| 20-415 | 254-33 | C2942 | 26 | 33 | 1 | Injection 1.5 EPE Wad | White | |
| 20-415 | 254-33TH10R | C2942 | 26/30 | 33 | 11-14 | Injection 1.5 EPE Wad | White | |
| 20-415 | 254-33SFT | C2942 | 26 | 33 | 3 | Injection 1.5 EPE Wad | White | |
| 20-415 | 254-33FTSED | C2942 | 26.2 | 33 | 4 & 7 | Injection 1.5 EPE Wad | White | |
| 20-415 | 254-35 | C2942 | 26 | 35 | 1 | Injection 1.5 EPE Wad | White | |
| 20-415 | 254-35TH | C2942 | 26/30 | 35 | 5 | Injection 1.5 EPE Wad | White | |
| 20-415 | 254-38 | C2942 | 26 | 38 | 1 | Injection 1.5 EPE Wad | White | |
| 20-415 | 254-38DOM | C2942 | 26 | 38 | 2 | Injection 1.5 EPE Wad | White | |
| 20-415 | 254-38FTCK | C2942 | 26 | 38 | 4 & 14-2 | Injection 1.5 EPE Wad | White | |
| 20-415 | 254-38FT3CK | C2942 | 26 | 38 | 4 & 14-1 | Injection 1.5 EPE Wad | White | |
| 20-415 | 254-38FT3R | C2942 | 27 | 38 | 11-2 | Injection 1.5 EPE Wad | White | |
| 20-415 | 254-40 | C2942 | 26 | 40 | 1 | Injection 1.5 EPE Wad | White | |
| 20-415 | 254-40FT3R | C2942 | 27 | 40 | 11-2 | Injection 1.5 EPE Wad | White | |
| 20-415 | 254-41 | C2942 | 26.7 | 41 | 1 | Injection 1.5 EPE Wad | White | |
| 20-415 | 254-4211R | C2942 | 26.7 | 42 | 11-1 | Injection 1.5 EPE Wad | White | |
| 20-415 | 254-435 | C2943 | 26.7 | 43.5 | 1 | Injection 1.5 EPE Wad | White | |

Product Group 10
Caps with Screw Inserts

| Size | Cap Code | Insert | Cap O/D | Height | Style | Insert and wad type | Insert colour | Comment |
|----------------|----------------|--------|-----------|--------|-----------|-----------------------|---------------|-------------------|
| G.C.M.I | | | | | | | | |
| 22-410 | 254-27SED | C2244 | 26.2 | 27 | 1 & 7 | Injection 1.5 EPE Wad | White | |
| 22-410 | 254-27 | C2244 | 26 | 27 | 1 | Injection 1.5 EPE Wad | White | |
| 22-410 | 254-27RKB | C2244 | 26 | 27 | 14-11 | Injection 1.5 EPE Wad | White | |
| 22-410 | 254-272RKB | C2244 | 26 | 27 | 14-12 | Injection 1.5 EPE Wad | White | |
| 22-410 | 254-27TH | C2244 | 26/30 | 27 | 5 | Injection 1.5 EPE Wad | White | |
| 22-410 | 254-27SFT | C2244 | 26 | 27 | 3 | Injection 1.5 EPE Wad | White | |
| 22-410 | 254-28TH | C2244 | 26/30 | 28 | 5 | Injection 1.5 EPE Wad | White | |
| 22-410 | 254-28TH10R | C2244 | 26/30 | 28 | 11-14 | Injection 1.5 EPE Wad | White | |
| 22-410 | 254-28DKTH | C2244 | 26/30 | 28 | 14-9 | Injection 1.5 EPE Wad | White | |
| 22-410 | 254-28THFLEBF | C2244 | 26/31 | 28 | 14-8 | Injection 1.5 EPE Wad | White | |
| 22-410 | 254-29THCK | C2244 | 26/29 | 29 | 14-4 | Injection 1.5 EPE Wad | White | |
| 22-410 | 254-30TH | C2244 | 26/30 | 30 | 5 | Injection 1.5 EPE Wad | White | |
| 22-410 | 254-314GR | C2244 | 26 | 31 | 11-12 | Injection 1.5 EPE Wad | White | |
| 22-410 | 254-31FTCK | C2244 | 26 | 31 | 4 & 14-2 | Injection 1.5 EPE Wad | White | |
| 22-410 | 254-31FT2CK | C2244 | 26.2 | 31 | 4 & 14-10 | Injection 1.5 EPE Wad | White | |
| 22-410 | 254-31FTSED | C2244 | 26.2 | 31 | 4 & 7 | Injection 1.5 EPE Wad | White | |
| 22-410 | 254-31FTCKSED | C2244 | 26.2 | 31 | 4,7&14-2 | Injection 1.5 EPE Wad | White | |
| 22-410 | 254-31FT3CKSED | C2244 | 26.2 | 31 | 4,7&14-1 | Injection 1.5 EPE Wad | White | |
| 22-410 | 254-32 | C2244 | 26 | 32 | 1 | Injection 1.5 EPE Wad | White | |
| 22-410 | 254-32TH | C2244 | 26/29 | 32 | 5 | Injection 1.5 EPE Wad | White | |
| 22-410 | 254-33 | C2244 | 26 | 33 | 1 | Injection 1.5 EPE Wad | White | |
| 22-410 | 254-33TH10R | C2244 | 26/30 | 33 | 11-14 | Injection 1.5 EPE Wad | White | |
| 22-410 | 254-33SFT | C2244 | 26 | 33 | 3 | Injection 1.5 EPE Wad | White | |
| 22-410 | 254-33FTSED | C2244 | 26.2 | 33 | 4 & 7 | Injection 1.5 EPE Wad | White | |
| 22-410 | 254-35 | C2244 | 26 | 35 | 1 | Injection 1.5 EPE Wad | White | |
| 22-410 | 254-35TH | C2244 | 26/30 | 35 | 5 | Injection 1.5 EPE Wad | White | |
| 22-410 | 254-38 | C2244 | 26 | 38 | 1 | Injection 1.5 EPE Wad | White | |
| 22-410 | 254-38DOM | C2244 | 26 | 38 | 2 | Injection 1.5 EPE Wad | White | |
| 22-410 | 254-38FTCK | C2244 | 26 | 38 | 4 & 14-2 | Injection 1.5 EPE Wad | White | |
| 22-410 | 254-38FT3CK | C2244 | 26 | 38 | 4 & 14-1 | Injection 1.5 EPE Wad | White | |
| 22-410 | 254-38FT3R | C2244 | 26/27.1 | 38 | 11-2 | Injection 1.5 EPE Wad | White | |
| 22-410 | 254-40FT3R | C2244 | 26/27.1 | 40 | 11-2 | Injection 1.5 EPE Wad | White | |
| 22-410 | 254-40 | C2244 | 26 | 40 | 1 | Injection 1.5 EPE Wad | White | |
| 22-410 | 254-41 | C2244 | 26.7 | 41 | 1 | Injection 1.5 EPE Wad | White | |
| 22-410 | 254-4211R | C2244 | 26.7 | 42 | 11-1 | Injection 1.5 EPE Wad | White | |
| 22-410 | 254-435 | C2244 | 26.7 | 43.5 | 1 | Injection 1.5 EPE Wad | White | |
| 22-415 | 22415-31 | C2119 | 26.6 | 31 | 1 | Injection 1.5 EPE Wad | Natural | |
| 22-415 | 22415-35 | C2119 | 26.6 | 35 | 1 | Injection 1.5 EPE Wad | Natural | |
| 22-415 | 22415-37 | C2119 | 26.6 | 37 | 1 | Injection 1.5 EPE Wad | Natural | |
| 24-410 | 27-27 | C2463 | 27.8 | 27 | 1 | Injection 1.5 EPE Wad | White | |
| 24-410 | 27-27SED | C2463 | 28 | 27 | 1 & 7 | Injection 1.5 EPE Wad | White | |
| 24-410 | 27-27FTSED | C2463 | 28 | 27 | 4 & 7 | Injection 1.5 EPE Wad | White | |
| 24-410 | 27-28 | C2463 | 27.8 | 28 | 1 | Injection 1.5 EPE Wad | White | |
| 24-410 | 27-30 | C2463 | 27.8 | 30 | 1 | Injection 1.5 EPE Wad | White | |
| 24-410 | 27-30 | C2463 | 27.8 | 30 | 1 | Injection 1.5 EPE Wad | White | Plastic Inset 7mm |
| 24-410 | 27-30TH | C2463 | 27.8 | 35 | 6 | Injection 1.5 EPE Wad | White | Plastic Inset 7mm |
| 24-410 | 27-35 | C2463 | 27.8 | 35 | 1 | Injection 1.5 EPE Wad | White | |
| 24-410 | 27-35TU * | C2463 | 27.9/36.5 | 35 | 10 | Injection 1.5 EPE Wad | White | * Restricted |
| 24-410 | 27-35TH | C2463 | 27.8/32 | 35 | 5 | Injection 1.5 EPE Wad | White | |
| 24-415 | 27-28 | C2452 | 27.8 | 27 | 1 | Injection 1.5 EPE Wad | Natural | |
| 24-415 | 27-27SED | C2452 | 28 | 27 | 1 & 7 | Injection 1.5 EPE Wad | Natural | |
| 24-415 | 27-27FTSED | C2452 | 28 | 27 | 4 & 7 | Injection 1.5 EPE Wad | Natural | |
| 24-415 | 27-28 | C2452 | 27.8 | 28 | 1 | Injection 1.5 EPE Wad | Natural | |
| 24-415 | 27-30 | C2452 | 27.8 | 30 | 1 | Injection 1.5 EPE Wad | Natural | |
| 24-415 | 27-35 | C2452 | 27.8 | 35 | 1 | Injection 1.5 EPE Wad | Natural | |
| 24-415 | 27-35TU * | C2452 | 27.9/36.5 | 35 | 10 | Injection 1.5 EPE Wad | Natural | * Restricted |
| 24-415 | 27-35TH | C2452 | 27.8/32 | 35 | 5 | Injection 1.5 EPE Wad | Natural | |
| 24-415 | 35-36FTCK | C3150 | 35.1 | 36 | 4 & 14-2 | Injection 2.0 EPE Wad | Natural | |
| 28-410 | 28410-22 | C7001 | 31.2 | 22 | 1 | Injection 1.0 EPE Wad | White | |
| 28-410 | 28410-26 | C7001 | 31.2 | 26 | 1 | Injection 1.0 EPE Wad | White | |

Product Group 10
Caps with Screw Inserts

| Size | Cap Code | Insert | Cap O/D | Height | Style | Insert and wad type | Insert colour | Comment |
|---------------|------------------|--------|-----------|--------|----------|------------------------------|---------------|---------------------|
| EUROPA | | | | | | | | |
| E3 | 146-19 | C3037 | 15.2 | 19 | 1 | Injection 1.5 EPE Wad | Black | |
| E4 | 15-25 | C2753 | 17.2 | 25 | 1 | Injection 1.5 EPE Wad | Black | |
| E4 | 15-253GR | C2753 | 17.2 | 25 | 1 & 11 | Injection 1.5 EPE Wad | Black | |
| E4 | 15-27 | C2753 | 17.2 | 27 | 1 | Injection 1.5 EPE Wad | Black | |
| E4 | 15-31 | C2753 | 17.2 | 31 | 1 | Injection 1.5 EPE Wad | Black | |
| E4 | 15-345 | C2753 | 17.2 | 34.5 | 1 | Injection 1.5 EPE Wad | Black | |
| E4 | 15-31RIB | C2753 | 17.7 | 31 | 9 & 12 | Injection 1.5 EPE Wad | Black | |
| E5 | 22-25 | C2284 | 22.6 | 25 | 1 | Injection PA6 or 1.5 EPE Wad | White | |
| E5 | 22-26 | C2284 | 22.6 | 26 | 1 | Injection PA6 or 1.5 EPE Wad | White | |
| E5 | 22-31 | C2284 | 22.6 | 31 | 1 | Injection PA6 or 1.5 EPE Wad | White | |
| E5 | 22-33 | C2284 | 22.6 | 33 | 1 | Injection PA6 or 1.5 EPE Wad | White | |
| E5 | 22-35 | C2284 | 22.6 | 35 | 1 | Injection PA6 or 1.5 EPE Wad | White | |
| E5 | 22-37 | C2284 | 22.6 | 37 | 1 | Injection PA6 or 1.5 EPE Wad | White | |
| E5 | 22-37DOM | C2284 | 22.6 | 37 | 2 | Injection PA6 or 1.5 EPE Wad | White | |
| E5 | 22-40 | C2284 | 22.6 | 40 | 1 | Injection PA6 or 1.5 EPE Wad | White | |
| E5 | 22-43 | C2284 | 22.6 | 43 | 1 | Injection PA6 or 1.5 EPE Wad | White | |
| E5 | 24-28 | C2715 | 23.7 | 28 | 1 | Injection PA6 or 1.5 EPE Wad | White | |
| E5 | 24-28FT3GR | C2715 | 23.7 | 28 | 4 & 11 | Injection PA6 or 1.5 EPE Wad | White | |
| E5 | 24-30 | C2715 | 23.7 | 30 | 1 | Injection PA6 or 1.5 EPE Wad | White | |
| E5 | 24-30EBSC | C2715 | 23.9 REF | 30 | 30 | Injection PA6 or 1.5 EPE Wad | White | |
| E5 | 24-30FT3GR | C2715 | 23.7 | 30 | 4 & 11 | Injection PA6 or 1.5 EPE Wad | White | |
| E5 | 24-303GR | C2715 | 23.7 | 30 | 1 & 11 | Injection PA6 or 1.5 EPE Wad | White | |
| E5 | 24-305TH | C2715 | 23.7/26.8 | 30.5 | 5 | Injection PA6 or 1.5 EPE Wad | White | |
| E5 | 24-31 | C2715 | 23.7 | 31 | 1 | Injection PA6 or 1.5 EPE Wad | White | |
| E5 | 24-31THLN | C2715 | 23.7/26.7 | 31 | 14-7 | Injection PA6 or 1.5 EPE Wad | White | |
| E5 | 24-32 | C2715 | 23.7 | 32 | 1 | Injection PA6 or 1.5 EPE Wad | White | |
| E5 | 24-32FT3GR | C2715 | 23.7 | 32 | 4 | Injection PA6 or 1.5 EPE Wad | White | |
| E5 | 24-32TU * | C2715 | 24/31.4 | 32 | 10 | Injection PA6 or 1.5 EPE Wad | White | * Restricted |
| E5 | 24-325 | C2715 | 23.7 | 32.5 | 1 | Injection PA6 or 1.5 EPE Wad | White | |
| E5 | 24-33 | C2715 | 23.7 | 33 | 1 | Injection PA6 or 1.5 EPE Wad | White | |
| E5 | 24-33DOM | C2715 | 23.7 | 33 | 2 | Injection PA6 or 1.5 EPE Wad | White | |
| E5 | 24-33TH | C2715 | 23.7/26.7 | 33 | 5 | Injection PA6 or 1.5 EPE Wad | White | |
| E5 | 24-33THCK | C2715 | 23.7/26.7 | 33 | 14-4 | Injection PA6 or 1.5 EPE Wad | White | |
| E5 | 24-33TH3GR | C2715 | 23.7/26.8 | 33 | 11-4 | Injection PA6 or 1.5 EPE Wad | White | |
| E5 | 24-332R | C2715 | 23.7/24.3 | 33 | 1 & 11-3 | Injection PA6 or 1.5 EPE Wad | White | |
| E5 | 24-334GR | C2715 | 23.7 | 33 | 11-12 | Injection PA6 or 1.5 EPE Wad | White | |
| E5 | 24-34FTSED | C2715 | 23.9 | 34 | 4 & 7 | Injection PA6 or 1.5 EPE Wad | White | |
| E5 | 24-35 | C2715 | 23.7 | 35 | 1 | Injection PA6 or 1.5 EPE Wad | White | |
| E5 | 24-35EBSC | C2715 | 23.9 REF | 35 | 30 | Injection PA6 or 1.5 EPE Wad | White | |
| E5 | 24-35TH | C2715 | 23.7/26.7 | 35 | 5 | Injection PA6 or 1.5 EPE Wad | White | |
| E5 | 24-35THGR | C2715 | 23.7/26.7 | 35 | 11-5 | Injection PA6 or 1.5 EPE Wad | White | |
| E5 | 24-35TH3GR | C2715 | 23.7/26.7 | 35 | 11-4 | Injection PA6 or 1.5 EPE Wad | White | |
| E5 | 24-36FT3R | C2715 | 23.7/24.3 | 36 | 11-2 | Injection PA6 or 1.5 EPE Wad | White | |
| E5 | 24-37 | C2715 | 23.7 | 37 | 1 | Injection PA6 or 1.5 EPE Wad | White | |
| E5 | 24-37DOM | C2715 | 23.7 | 37 | 2 | Injection PA6 or 1.5 EPE Wad | White | |
| E5 | 24-38 | C2715 | 23.7 | 38 | 1 | Injection PA6 or 1.5 EPE Wad | White | |
| E5 | 24-39 | C2715 | 23.7 | 39 | 1 | Injection PA6 or 1.5 EPE Wad | White | |
| E5 | 24-39FTSED | C2715 | 23.9 | 39 | 4 & 7 | Injection PA6 or 1.5 EPE Wad | White | |
| E5 | 24-39FT3R | C2715 | 23.7/24.3 | 39 | 11-2 | Injection PA6 or 1.5 EPE Wad | White | |
| E5 | 24-40 | C2715 | 23.7 | 40 | 1 | Injection PA6 or 1.5 EPE Wad | White | |
| E5 | 24-40DK | C2715 | 23.7 | 40 | 14 | Injection PA6 or 1.5 EPE Wad | White | |
| E5 | 24-40DKSED | C2715 | 23.7 | 40 | 14 | Injection PA6 or 1.5 EPE Wad | White | MOQ 100K |
| E5 | 24-40DOM | C2715 | 23.7 | 40 | 2 | Injection PA6 or 1.5 EPE Wad | White | |
| E5 | 24-40IK | C2715 | 23.7 | 40 | 14-5 | Injection PA6 or 1.5 EPE Wad | White | |
| E5 | 24-40RK | C2715 | 23.7 | 40 | 14-6 | Injection PA6 or 1.5 EPE Wad | White | |
| E5 | 24-403CK | C2715 | 23.7 | 40 | 14-1 | Injection PA6 or 1.5 EPE Wad | White | |
| E5 | 24-404DKSED | C2715 | 23.9 REF | 40.45 | 14-1 | Injection PA6 or 1.5 EPE Wad | White | |

Product Group 10
Caps with Screw Inserts

| Size | Cap Code | Insert | Cap O/D | Height | Style | Insert and wad type | Insert colour | Comment |
|---------------|-----------------|--------|-----------|--------|-----------|------------------------------|---------------|---------|
| EUROPA | | | | | | | | |
| E5 | 24-42 | C2715 | 23.7 | 42 | 1 | Injection PA6 or 1.5 EPE Wad | White | |
| E5 | 24-422R | C2715 | 23.7/24.3 | 42 | 1 & 11-3 | Injection PA6 or 1.5 EPE Wad | White | |
| E5 | 24-43 | C2715 | 23.7 | 43 | 1 | Injection PA6 or 1.5 EPE Wad | White | |
| E5 | 24-43DOM | C2715 | 23.7 | 43 | 2 | Injection PA6 or 1.5 EPE Wad | White | |
| E5 | 24-46 | C2715 | 23.7 | 46 | 1 | Injection PA6 or 1.5 EPE Wad | White | |
| E5 | 24-489 | C2715 | 23.7 | 48.9 | 1 | Injection PA6 or 1.5 EPE Wad | White | |
| E5 | 24-49 | C2715 | 23.7 | 49 | 1 | Injection PA6 or 1.5 EPE Wad | White | |
| E5 | 24-52TU | C2715 | 24/31.4 | 52 | 10 | Injection PA6 or 1.5 EPE Wad | White | |
| E5 | 254-27 | C2948 | 26 | 27 | 1 | Injection PA6 or 1.5 EPE Wad | White | |
| E5 | 254-27RKB | C2948 | 26 | 27 | 14-11 | Injection PA6 or 1.5 EPE Wad | White | |
| E5 | 254-272RKB | C2948 | 26 | 27 | 14-12 | Injection PA6 or 1.5 EPE Wad | White | |
| E5 | 254-27TH | C2948 | 26/30 | 27 | 5 | Injection PA6 or 1.5 EPE Wad | White | |
| E5 | 254-27SFT | C2948 | 26 | 27 | 3 | Injection PA6 or 1.5 EPE Wad | White | |
| E5 | 254-27SED | C2948 | 26.2 | 27 | 1 & 7 | Injection PA6 or 1.5 EPE Wad | White | |
| E5 | 254-272SEDFT2GR | C2948 | 26.2 | 27.2 | 11-10 | Injection PA6 or 1.5 EPE Wad | White | |
| E5 | 254-28TH | C2948 | 26/30 | 28 | 5 | Injection PA6 or 1.5 EPE Wad | White | |
| E5 | 254-28TH10R | C2948 | 26/30 | 28 | 11-14 | Injection PA6 or 1.5 EPE Wad | White | |
| E5 | 254-28DKTH | C2948 | 26/30 | 28 | 14-9 | Injection PA6 or 1.5 EPE Wad | White | |
| E5 | 254-28THFLEBF | C2948 | 26/31 | 28 | 14-8 | Injection PA6 or 1.5 EPE Wad | White | |
| E5 | 254-29THCK | C2948 | 26/29 | 29 | 14-4 | Injection PA6 or 1.5 EPE Wad | White | |
| E5 | 254-30TH | C2948 | 26/30 | 30 | 5 | Injection PA6 or 1.5 EPE Wad | White | |
| E5 | 254-31 | C2948 | 26 | 31 | 1 | Injection PA6 or 1.5 EPE Wad | White | |
| E5 | 254-31FTCK | C2948 | 26 | 31 | 4 & 14-2 | Injection PA6 or 1.5 EPE Wad | White | |
| E5 | 254-31FT2CK | C2948 | 26.2 | 31 | 4 & 14-10 | Injection PA6 or 1.5 EPE Wad | White | |
| E5 | 254-314GR | C2948 | 26 | 31 | 1 & 11 | Injection PA6 or 1.5 EPE Wad | White | |
| E5 | 254-31FTSED | C2948 | 26.2 | 31 | 4 & 7 | Injection PA6 or 1.5 EPE Wad | White | |
| E5 | 254-31FTCKSED | C2948 | 26.2 | 31 | 4,7&14-2 | Injection PA6 or 1.5 EPE Wad | White | |
| E5 | 254-31FT3CKSED | C2948 | 26.2 | 31 | 4,7&14-1 | Injection PA6 or 1.5 EPE Wad | White | |
| E5 | 254-32 | C2948 | 26 | 32 | 1 | Injection PA6 or 1.5 EPE Wad | White | |
| E5 | 254-32TH | C2948 | 26/29 | 32 | 5 | Injection PA6 or 1.5 EPE Wad | White | |
| E5 | 254-33 | C2948 | 26 | 33 | 1 | Injection PA6 or 1.5 EPE Wad | White | |
| E5 | 254-33TH10R | C2948 | 30/26 | 33 | 11-14 | Injection PA6 or 1.5 EPE Wad | White | |
| E5 | 254-33SFT | C2948 | 26 | 33 | 3 | Injection PA6 or 1.5 EPE Wad | White | |
| E5 | 254-33FTSED | C2948 | 26.2 | 33 | 4 & 7 | Injection PA6 or 1.5 EPE Wad | White | |
| E5 | 254-35 | C2948 | 26 | 34 | 1 | Injection PA6 or 1.5 EPE Wad | White | |
| E5 | 254-35TH | C2948 | 26/30 | 35 | 5 | Injection PA6 or 1.5 EPE Wad | White | |
| E5 | 254-38 | C2948 | 26 | 38 | 1 | Injection PA6 or 1.5 EPE Wad | White | |
| E5 | 254-38DOM | C2948 | 26 | 38 | 2 | Injection PA6 or 1.5 EPE Wad | White | |
| E5 | 254-38FTCK | C2948 | 26 | 38 | 4 & 14-2 | Injection PA6 or 1.5 EPE Wad | White | |
| E5 | 254-38FT3CK | C2948 | 26 | 38 | 4 & 14-1 | Injection PA6 or 1.5 EPE Wad | White | |
| E5 | 254-38FT3R | C2948 | 26/27.1 | 38 | 11-2 | Injection PA6 or 1.5 EPE Wad | White | |
| E5 | 254-40FT3R | C2948 | 26/27.1 | 40 | 11-2 | Injection PA6 or 1.5 EPE Wad | White | |
| E5 | 254-40 | C2948 | 26 | 40 | 1 | Injection PA6 or 1.5 EPE Wad | White | |
| E5 | 254-41 | C2948 | 26.7 | 41 | 1 | Injection PA6 or 1.5 EPE Wad | White | |
| E5 | 254-4211R | C2948 | 26.7 | 42 | 11-1 | Injection PA6 or 1.5 EPE Wad | White | |
| E5 | 254-435 | C2948 | 26.7 | 42 | 1 | Injection PA6 or 1.5 EPE Wad | White | |
| E5 spec H | 22-26 | C2746c | 22.6 | 26 | 1 | Compression1.07 PA6 | White | |
| E5 spec H | 22-31 | C2746c | 22.6 | 31 | 1 | Compression1.07 PA6 | White | |
| E5 spec H | 22-33 | C2746c | 22.6 | 33 | 1 | Compression1.07 PA6 | White | |
| E5 spec H | 22-35 | C2746c | 22.6 | 35 | 1 | Compression1.07 PA6 | White | |
| E5 spec H | 22-37 | C2746c | 22.6 | 37 | 1 | Compression1.07 PA6 | White | |
| E5 spec H | 22-37DOM | C2746c | 22.6 | 37 | 2 | Compression1.07 PA6 | White | |
| E5 spec H | 22-40 | C2746c | 22.6 | 40 | 1 | Compression1.07 PA6 | White | |
| E5 spec H | 22-43 | C2746c | 22.6 | 43 | 1 | Compression1.07 PA6 | White | |
| E6 | 22-26 | C2277c | 22.6 | 26 | 1 | Compression 1.5 EPE Wad | White | |
| E6 | 22-31 | C2277c | 22.6 | 31 | 1 | Compression 1.5 EPE Wad | White | |
| E6 | 22-33 | C2277c | 22.6 | 33 | 1 | Compression 1.5 EPE Wad | White | |
| E6 | 22-35 | C2277c | 22.6 | 35 | 1 | Compression 1.5 EPE Wad | White | |
| E6 | 22-37 | C2277c | 22.6 | 37 | 1 | Compression 1.5 EPE Wad | White | |
| E6 | 22-37DOM | C2277c | 22.6 | 37 | 2 | Compression 1.5 EPE Wad | White | |
| E6 | 22-40 | C2277c | 22.6 | 40 | 1 | Compression 1.5 EPE Wad | White | |
| E6 | 22-43 | C2277c | 22.6 | 43 | 1 | Compression 1.5 EPE Wad | White | |

Product Group 10
Caps with Screw Inserts

| Size | Cap Code | Insert | Cap O/D | Height | Style | Insert and wad type | Insert colour | Comment |
|---------------|------------------|--------|------------|--------|-----------|-----------------------|---------------|---------------------|
| EUROPA | | | | | | | | |
| E6BIS | 254-30TH | C2281 | 26/30 | 30 | 5 | Injection 1.5 EPE Wad | Natural | |
| E6BIS | 254-31 | C2281 | 26 | 31 | 1 | Injection 1.5 EPE Wad | Natural | |
| E6BIS | 254-314GR | C2281 | 26 | 31 | 1 & 11 | Injection 1.5 EPE Wad | Natural | |
| E6BIS | 254-31FTCK | C2281 | 26 | 31 | 4 & 14-2 | Injection 1.5 EPE Wad | Natural | |
| E6BIS | 254-31FT2CK | C2281 | 26 | 31 | 4 & 14-10 | Injection 1.5 EPE Wad | Natural | |
| E6BIS | 254-31FTSED | C2281 | 26.2 | 31 | 4 & 7 | Injection 1.5 EPE Wad | Natural | |
| E6BIS | 254-31FTCKSED | C2281 | 26.2 | 31 | 4,7&14-2 | Injection 1.5 EPE Wad | Natural | |
| E6BIS | 254-31FT3CKSED | C2281 | 26.2 | 31 | 4,7&14-1 | Injection 1.5 EPE Wad | Natural | |
| E6BIS | 254-32 | C2281 | 26 | 32 | 1 | Injection 1.5 EPE Wad | Natural | |
| E6BIS | 254-32TH | C2281 | 26/29 | 32 | 5 | Injection 1.5 EPE Wad | Natural | |
| E6BIS | 254-33 | C2281 | 26 | 33 | 1 | Injection 1.5 EPE Wad | Natural | |
| E6BIS | 254-33TH10R | C2281 | 30/26 | 33 | 11-14 | Injection 1.5 EPE Wad | Natural | |
| E6BIS | 254-33SFT | C2281 | 26 | 33 | 3 | Injection 1.5 EPE Wad | Natural | |
| E6BIS | 254-35TH | C2281 | 26/30 | 35 | 5 | Injection 1.5 EPE Wad | Natural | |
| E6BIS | 254-33FTSED | C2281 | 26.2 | 33 | 4 & 7 | Injection 1.5 EPE Wad | Natural | |
| E6BIS | 254-38 | C2281 | 26 | 38 | 1 | Injection 1.5 EPE Wad | Natural | |
| E6BIS | 254-38DOM | C2281 | 26 | 38 | 2 | Injection 1.5 EPE Wad | Natural | |
| E6BIS | 254-38FTCK | C2281 | 26 | 38 | 4 & 14-2 | Injection 1.5 EPE Wad | Natural | |
| E6BIS | 254-38FT3CK | C2281 | 26 | 38 | 4 & 14-1 | Injection 1.5 EPE Wad | Natural | |
| E6BIS | 254-38FT3R | C2281 | 26/27.1 | 38 | 11-2 | Injection 1.5 EPE Wad | Natural | |
| E6BIS | 254-40FT3R | C2281 | 26/27.1 | 40 | 11-2 | Injection 1.5 EPE Wad | Natural | |
| E6BIS | 254-40 | C2281 | 27 | 40 | 1 | Injection 1.5 EPE Wad | Natural | |
| E6BIS | 254-41 | C2281 | 26.7 | 41 | 1 | Injection 1.5 EPE Wad | Natural | |
| E6BIS | 254-4211R | C2281 | 26.7 | 42 | 11-1 | Injection 1.5 EPE Wad | Natural | |
| E6BIS | 254-435 | C2281 | 26.7 | 43.5 | 1 | Injection 1.5 EPE Wad | Natural | |
| MISC | | | | | | | | |
| R4 SPECIAL | 254-35 | C1270 | 26 | 35 | 1 | Injection 1.5 EPE Wad | Black | |
| R4 SPECIAL | 254-35TH | C1270 | 26/30 | 35 | 5 | Injection 1.5 EPE Wad | Black | |
| R4 SPECIAL | 254-38 | C1270 | 26 | 38 | 1 | Injection 1.5 EPE Wad | Black | |
| R4 SPECIAL | 254-38FT3R | C1270 | 26/27.1 | 38 | 11-2 | Injection 1.5 EPE Wad | Black | |
| R4 SPECIAL | 254-38FTCK | C1270 | 26 | 38 | 4 & 14-2 | Injection 1.5 EPE Wad | Black | |
| R4 SPECIAL | 254-38FT3CK | C1270 | 26 | 38 | 4 & 14-1 | Injection 1.5 EPE Wad | Black | |
| R4 SPECIAL | 254-40 | C1270 | 26 | 40 | 1 | Injection 1.5 EPE Wad | Black | |
| R4 SPECIAL | 254-40FT3R | C1270 | 26/27.1 | 40 | 11-2 | Injection 1.5 EPE Wad | Black | |
| R4 SPECIAL | 254-41 | C1270 | 26.7 | 41 | 1 | Injection 1.5 EPE Wad | Black | |
| R4 SPECIAL | 254-4211R | C1270 | 26.7 | 42 | 11-1 | Injection 1.5 EPE Wad | Black | |
| R4 SPECIAL | 254-435 | C1270 | 26.7 | 43.5 | 1 | Injection 1.5 EPE Wad | Black | |
| R19 | 20-3411R | C2907c | 22.9 | 34 | 11-1 | Compression 1.07 PA6 | White | |
| GL18 DIN | 20-24FTSED | C2613c | 22.3 | 24 | 4 | Compression 1.07 PA6 | White | |
| GL18 DIN | 20-25 | C2613c | 22.1 | 25 | 1 | Compression 1.07 PA6 | White | |
| GL18 DIN | 20-26 | C2613c | 22.1 | 26 | 1 | Compression 1.07 PA6 | White | |
| GL18 DIN | 20-27 | C2613c | 22.1 | 27 | 1 | Compression 1.07 PA6 | White | |
| GL18 DIN | 20-28 | C2613c | 22.1 | 28 | 1 | Compression 1.07 PA6 | White | |
| GL18 DIN | 20-32TU * | C2613c | 22.3/31.6 | 32 | 10 | Compression 1.07 PA6 | White | * Restricted |
| GL18 DIN | 20-33TAPER | C2613c | 26.2/21.46 | 33.4 | 34 | Compression 1.07 PA6 | White | |
| GL18 DIN | 20-3411R | C2613c | 22.9 | 34 | 11-1 | Compression 1.07 PA6 | White | |
| GL18 DIN | 20-35 | C2613c | 22.1 | 35 | 1 | Compression 1.07 PA6 | White | |
| GL18 DIN | 20-37 | C2613c | 22.1 | 37 | 1 | Compression 1.07 PA6 | White | |
| GL18 DIN | 20-37DOM | C2613c | 22.1 | 37 | 2 | Compression 1.07 PA6 | White | |
| GL18 DIN | 20-38SESDST | C2613c | 22.3 | 38 | 7 & 23 | Compression 1.07 PA6 | White | |
| GL18 DIN | 20-40 | C2613c | 22.1 | 40 | 1 | Compression 1.07 PA6 | White | |
| GL18 DIN | 20-42 | C2613c | 22.1 | 42 | 1 | Compression 1.07 PA6 | White | |
| GL18 DIN | 20-45 | C2613c | 22.1 | 45 | 1 | Compression 1.07 PA6 | White | |

**Product Group 11
Miscellaneous Components**



1

1. STANDARD CAP




2

2. DOMED TOP CAP



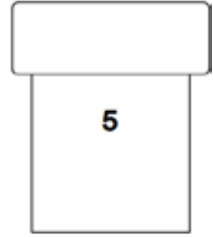
3

3. SOFT TOP CAP



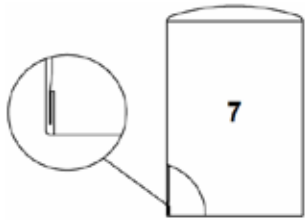
4

4. FLAT TOP CAP



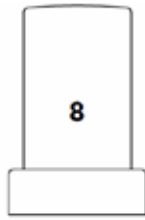
5

5. TOP HAT CAP



7

**7. SED CAP
(SAFE EDGE)**



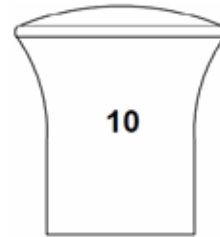
8

**8. STEPPED CAP
AT OPEN END**



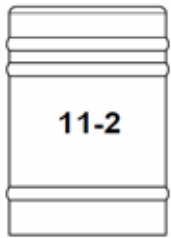
9

**9. FLUTED OUTSIDE
DIAMETER**



10

10. TULIP CAP



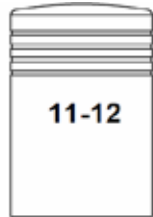
11-2

11-2. 3 RING CAP



11-7

**11-7. 3 GROOVE RING
TOP HAT CAP**



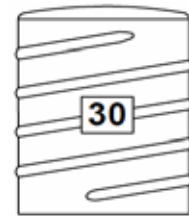
11-12

**11-12. 4 GROOVE
RING CAP**



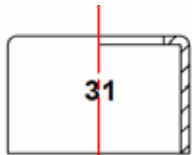
12

**12. CAP WITH
DOME FEATURE**



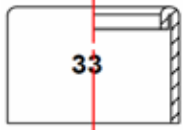
30

30. SCREW CAP



31

31. DROPPER CAP



33

**33. RECURLED
PIERCE**

**Product Group 11
Miscellaneous Components**

| Component Code | Height | Insert | O/D | I/D | Triangulated I/D | Style | Comment |
|--------------------|--------|--------|-------|-------|------------------|-------|-------------------------------|
| 016240-099 | 9.88 | - | 13.3 | 12.7 | - | 4 | Actuator Cap |
| 0162616 | 9.32 | - | 12.2 | 11.56 | - | 4 | Actuator Cap |
| 0162867 | | - | | | - | 4 | Actuator Cap |
| 0165019 | 8.7 | - | 12.1 | 11.5 | - | 4 | Actuator Cap |
| 018013 | 40 | - | 22.0 | 21.35 | 20.7 | 1 | |
| 018028-27 | 27 | - | 21.7 | 21.05 | - | 1 | |
| 018028-40 | 40 | - | 21.7 | 21.05 | - | 1 | |
| 018028-43SFT | 43 | - | 21.7 | 21.05 | - | 3 | |
| 018028-438 | 43.8 | - | 21.7 | 21.05 | - | 1 | |
| 018028-438SFT | 43.8 | - | 21.7 | 21.05 | - | 3 | |
| 018067 | 36.4 | - | 17.4 | 16.75 | - | 1 | |
| 018068-41 | 41 | - | 17.4 | 16.75 | - | 1 | |
| 018068 | 41.85 | - | 17.4 | 16.75 | - | 1 | |
| 018069 MOD | 35 | - | 17.0 | 16.4 | - | 1 | |
| 0185006-154 BRT | 15.4 | - | 14.05 | 13.45 | 13.10 | 4 | Actuator Cap - Bright |
| 0185006-154 SAT | 15.4 | - | 14.05 | 13.45 | 13.10 | 4 | Actuator Cap - Satin |
| 028 | 43.8 | - | 21.7 | 21.05 | | 1 | |
| 028-44TRI | 44 | - | 21.7 | 21.05 | 20.30 | 1 | |
| 122-134TRI BRT | 13.4 | - | 12.8 | 12.20 | 11.77 | 4 | Actuator Cap |
| 122-134TRI SAT | 13.4 | - | 12.8 | 12.20 | 11.77 | 4 | Actuator Cap |
| 128-134TRI | 13.4 | - | 13.4 | 12.80 | 12.55 | 4 | Actuator Cap |
| 128-134TRINS1 | 13.4 | - | 13.3 | 12.80 | 12.50 | 4 | Actuator Cap |
| 13-40 | 40 | - | 15.3 | 14.70 | - | 1 | |
| 132-139FTTRI | 13.9 | - | 13.8 | 13.20 | 12.91 | 4 | Actuator Cap |
| 132-139FTTRINS1 | 13.9 | - | 13.8 | 13.20 | 12.93 | 4 | Actuator Cap |
| 132-145TRI | 14.5 | - | 13.8 | 13.20 | 12.91 | 1 | Actuator Cap |
| 132-158FTTRI | 15.8 | - | 13.8 | 13.20 | 12.91 | 4 | Actuator Cap |
| 133-366TRI | 36.6 | - | 13.9 | 13.30 | 12.80 | 1 | |
| 134-154TRI | 15.4 | - | 14.05 | 13.45 | 13.10 | 4 | Actuator Cap |
| 15-345 | 34.5 | - | 17.2 | 16.55 | - | 1 | |
| 152-14FTTRI | 14 | - | 15.8 | 15.20 | 14.96 | 4 | Actuator Cap |
| 152-48SLOT | 47.8 | | 15.9 | 15.20 | | 1 | Slotted Cap |
| 152-48SLOT&PIERCED | 47.8 | | 15.9 | 15.20 | | 1 | Slotted Cap with Ø12.0 Pierce |
| 153-147FTSED1R | 14.7 | - | 16.2 | 15.30 | - | 4 | |
| 155-23FTTRI | 23 | - | 16.0 | 15.40 | 14.90 | 4 | Actuator Cap |
| 155-23FTTRI-01 | 23 | - | 16.0 | 15.40 | 14.94 | 4 | Actuator Cap |
| 155-30HVYTRI | 30 | - | 16.0 | 15.4 | 14.80 | 1 | |
| 157-16FTTRI | 16 | - | 16.4 | 15.7 | 15.40 | 4 | Actuator Cap |
| 16-40 | 40 | - | 16.7 | 16.1 | - | 1 | |
| 163-39SFTTRI | 39 | - | 16.9 | 16.3 | 15.65 | 3 | |
| 168-41 | 41 | - | 17.4 | 16.8 | - | 1 | |
| 168-41TRI | 41 | - | 17.4 | 16.8 | 16.75 | 1 | |

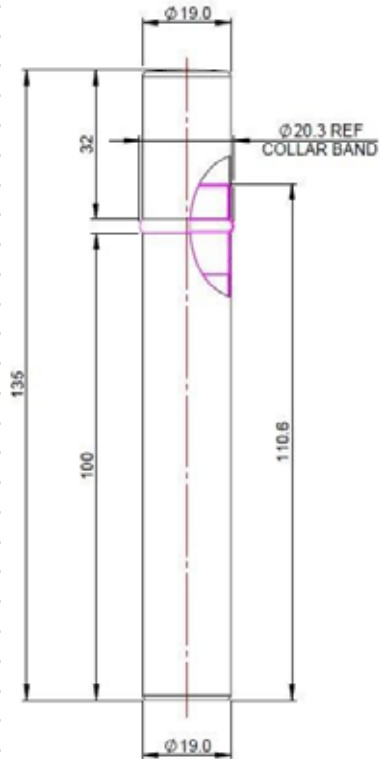
**Product Group 11
Miscellaneous Components**

| Component Code | Height | Insert | O/D | I/D | Triangulated I/D | Style | Comment |
|-------------------|---------------|--------|-----------|-------|------------------|----------|--|
| 17-33TRI | 33 | - | 18.7 | 18.1 | 17.80 | 1 | |
| 17-33SMOOTHTOP | 33.2 | - | 18.0 | 17.4 | - | 1 | |
| 17-40RIBBEDTOP | | | | | | | |
| 176-35FTCE | 35 | C3250 | 18.2 | 17.4 | - | 4 | |
| 194-24FTSLOTTRI | 24 | - | 20.0 | 19.4 | 18.70 | 4 | Actuator Cap |
| 194-28 | 28 | - | 20.0 | 19.4 | - | 1 | |
| 20-26 | 26 | - | 22.1 | 21.46 | - | 1 | |
| 20-27 | 27 | - | 22.1 | 21.46 | - | 1 | |
| 20-32TU * | 32 | - | 22.3/31.6 | 21.46 | - | 10 | * Restricted finish |
| 20-37 | 37 | - | 22.1 | 21.46 | - | 1 | |
| 20-42 | 42 | - | 22.1 | 21.46 | - | 1 | |
| 20-44 | 44 | - | 22.1 | 21.46 | - | 1 | |
| 20-45 | 45 | - | 22.1 | 21.46 | - | 1 | |
| 21-40TRI | 40 | - | 20.9 | 20.3 | F | 1 | |
| 21-40SFTTRI | 40 | - | 20.9 | 20.3 | 19.70 | 3 | |
| 21-40LTRI | 40 | - | 20.9 | 20.3 | 20.20 | 1 | |
| 21-40MEDTRI | 40 | - | 20.9 | 20.3 | 20.00 | 1 | |
| 21-41TRI | 41 | - | 20.9 | 20.3 | 19.70 | 3 | |
| 21-41SFTTRI | 41 | - | 20.9 | 20.3 | 19.70 | 3 | |
| 21-42TRI | 42 | - | 20.9 | 20.3 | 19.70 | 1 | |
| 22-26 | 26 | - | 22.6 | 22 | - | 1 | |
| 231-41TRI | 41 | - | 24.1 | 23.50 | 23.15 | 1 | |
| 52316 | 44.1 | - | 18.2 | 17.62 | - | 7 | Mascara Cap |
| 52316-02 | 42 | - | 18.2 | 17.62 | - | 7 | Mascara Cap |
| SRD862SED-01 | 26.1 | - | 26.3 | 25.6 | - | 7 & 33 | Ø25.45 I/D across 24 Ribs |
| SRDEU5NIBBED | 25.7 | - | 20.4 | 19.8 | - | 31 | 3 Equi-spaced Nibs & Ø16.45mm Pierce |
| SRDEU5-SMTH | 25.7 | - | 20.4 | 19.8 | - | 31 | Ø16.45mm Pierce |
| SRD065-239SMOOTH | 23.8 | - | 16.5 | 15.9 | - | 31 | Ø14.4mm Pierce |
| SRD066-239NIB | 23.8 | - | 16.5 | 15.9 | - | 31 | 3 Equi-spaced Nibs & Ø14.4mm Pierce |
| SRD205-204P122SED | 19.90* | - | 21.35 | 20.55 | - | 31 | Ø12.2mm Pierce *Internal height |
| SRD268-24P224 | 24.25 | - | 26.9 | 26.2 | - | 31 | Ø26.20 I/D across 12 Ribs |
| 2401-185P222 | 18.5 | - | 24.6 | 24.01 | - | 31 | Ø22.2mm Pierce |
| SRD2355-191P202 | 19.1 | - | 24.15 | 23.55 | - | 31 | Ø20.1mm Pierce |
| 24-33 | 33 | - | 23.7 | 23.1 | - | 1 | |
| 24-334GR | 33 | - | 23.7 | 23.1 | - | 11-12 | |
| 24-35 | 35 | - | 23.7 | 23.1 | - | 1 | |
| 24-35EBSC | 35 | - | 23.9/23.7 | 23.1 | - | 30 | |
| 24-39 | 39 | - | 23.7 | 23.1 | - | 1 | |
| 24-39FT3R | 39 | C3061 | 24.3/23.7 | 23.1 | - | 4 & 11-2 | To fit 20-410 metal threaded pump |
| 24-39FTSED | 39 | C3061 | 23.9 | 23.1 | - | 4 & 7 | To fit 20-410 metal threaded pump |
| 24-40 | 40 | - | 23.7 | 23.1 | - | 1 | |
| 24-40DOM | 40 | - | 23.7 | 23.1 | - | 2 | |
| 24-42 | 42 | - | 23.7 | 23.1 | - | 1 | |
| 24-43 | 43 | - | 23.7 | 23.1 | - | 1 | |
| 2401-18P222 | 18 | - | 24.6 | 24.0 | - | 4 | Ø22.2mm Pierce |
| 2427-22SED | 22 | - | 25.1 | 24.3 | - | 1 | |

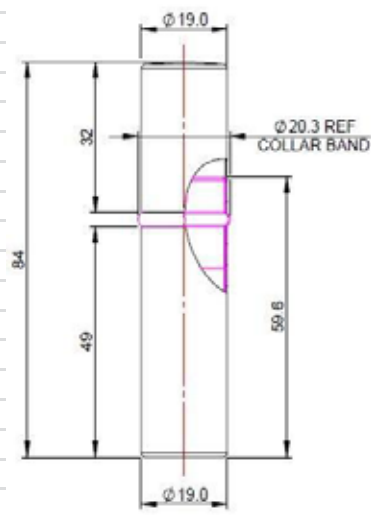
**Product Group 13
Full Service**

| Assembly | Diameter | Height |
|-------------|----------|--------|
| Purse Spray | | |
| PSASSY | 19mm | 84mm |
| PSASSY-01 | 19mm | 135mm |

Packs are suitable for bottles with 13mm and 15mm Crimped & Crimpless pumps



**PSASSY-01
12ml PURSE SPRAY**

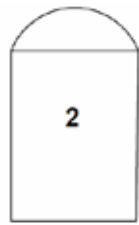


**PSASSY
7ml PURSE SPRAY**


**Product Group 14
Pump Manufacturer Specifics**




1. STANDARD CAP



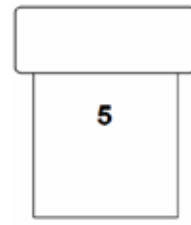
2. DOMED TOP CAP



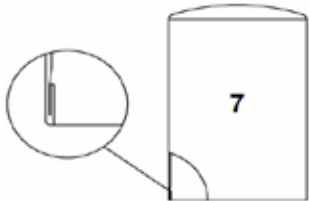
3. SOFT TOP CAP



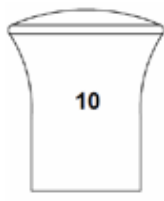
4. FLAT TOP CAP



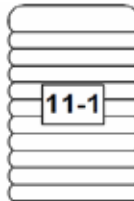
5. TOP HAT CAP



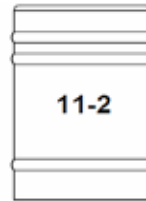
7. SED CAP
(SAFE EDGE)



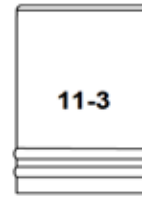
10. TULIP CAP




11-1. 11 RING CAP



11-2. 3 RING CAP



11-3. 2 EXT RING CAP



11-12. 4 GROOVE RING CAP



11-13. 1 GROOVE RING CAP



11-14. TOP HAT CAP WITH 10 RINGS



14-2. CROSS KNURLED CAP



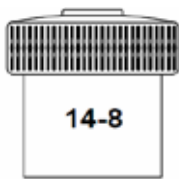
14-3. CROSS KNURLED INTERNALLY BEADED CAP



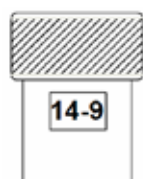
14-4. CROSS KNURLED TOP HAT CAP



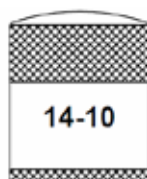
14-7. TOP HAT LINED CAP




14-8. TOP HAT FLUTED CAP WITH EMBOSSED FACE



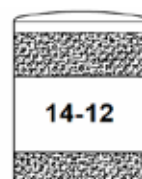
14-9. DIAGONAL KNURLED TOP HAT CAP



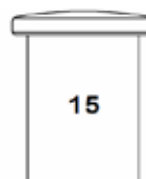
14-10. CAP WITH 2 CROSS KNURLED



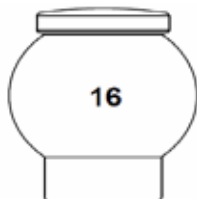
14-11. CAP WITH RANDOM KNURLED BAND




14-21. CAP WITH 2 RANDOM KNURLED BANDS



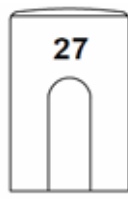
15. DISC TOP CAP



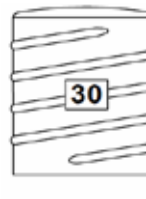
16. SPHERE CAP




18. 6 GROOVE CAP WITH VISIBLE PLASTIC INSERT



27. SLOT PROFILE



30. SCREW CAP



34. TAPERED CAP

**Product Group 14
Pump Manufacturer Specifics**

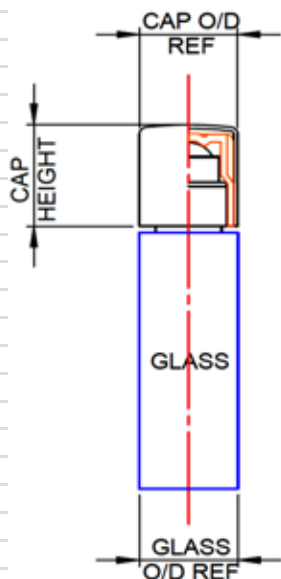
Aptar Specific

| Aptar Product references | Cap code | Insert | Height | Cap O/D | Cap I/D | Fit Dia | Style | Comment |
|--------------------------------|---------------|--------|--------|-----------|---------|-----------|-----------|---------------------|
| 13mm VP32 Seal Tight Pump | 15415-25 | C2641 | 25 | 18.8 | 18.2 | 15.10 | 1 | |
| 13mm VP32 Seal Tight Pump | 15415-30 | C2641 | 30 | 18.8 | 18.2 | 15.10 | 1 | |
| 15mm Eclipse Seal Tight Pump | 196-21SED | C3078 | 21 | 20.6 | 19.85 | 17.16 | 1 & 7 | |
| 15mm Eclipse Seal Tight Pump | 196-23 | C3078 | 23 | 20.4 | 19.8 | 17.16 | 1 | |
| 15mm Eclipse Seal Tight Pump | 196-28 | C3078 | 28 | 20.4 | 19.8 | 17.16 | 1 | |
| 15mm Eclipse Seal Tight Pump | 196-28RKB | C3078 | 28 | 20.4 | 19.85 | 17.16 | 14-11 | |
| 15mm Eclipse Seal Tight Pump | 196-282RKB | C3078 | 28 | 20.4 | 19.85 | 17.16 | 14-12 | |
| 15mm VP32 Seal Tight Pump | 196-29CKBDINT | C3009 | 29 | 20.4 | 19.85 | 17.16 | 14-3 | |
| 15mm VP32 Seal Tight Pump | 196-28 | C3000 | 28 | 20.4 | 19.85 | 17.10 Ref | 1 | |
| 15mm VP32 Seal Tight Pump | 196-31TH | C2960 | 31 | 20.4/23.5 | 19.85 | 17.10 Ref | 5 | |
| 15mm VP32 Seal Tight Pump | 196-32 | C2960 | 32 | 20.4 | 19.85 | 17.10 Ref | 1 | |
| 15mm VP32 Seal Tight Pump | 196-35 | C2960 | 35 | 20.4 | 19.85 | 17.10 Ref | 1 | |
| 15mm VP32 Seal Tight Pump | 196-35FT3R | C2960 | 35 | 20.4 | 19.85 | 17.10 Ref | 4 & 11-2 | |
| 15mm VP32 Seal Tight Pump | 196-35SED | C2960 | 35 | 20.6 | 19.85 | 17.10 Ref | 1 & 7 | |
| 15mm VP32 Seal Tight Pump | 196-35DT | C2960 | 34.5 | 20.4/25 | 19.85 | 17.10 Ref | 15 | |
| 15mm VP32 Seal Tight Pump | 196-371GR | C2960 | 37 | 20.4 | 19.85 | 17.10 Ref | 11-13 | |
| 15mm VP32 Seal Tight Pump | SPHERE | C2960 | 36 | 32 | 19.85 | 17.10 Ref | 16 | |
| 15mm VP32 Seal Tight Pump | 254-27 | C2914 | 27 | 26 | 25.4 | 17.10 Ref | 1 | |
| 15mm VP32 Seal Tight Pump | 254-27RKB | C2914 | 27 | 26 | 25.4 | 17.10 Ref | 14-11 | |
| 15mm VP32 Seal Tight Pump | 254-272RKB | C2914 | 27 | 26 | 25.4 | 17.10 Ref | 14-12 | |
| 15mm VP32 Seal Tight Pump | 254-27TH | C2914 | 27 | 26/30 | 25.4 | 17.10 Ref | 5 | |
| 15mm VP32 Seal Tight Pump | 254-28TH10R | C2914 | 28 | 26/30 | 25.4 | 17.10 Ref | | |
| 15mm VP32 Seal Tight Pump | 254-28DKTH | C2914 | 28 | 26/30 | 25.4 | 17.10 Ref | 14-9 | |
| 15mm VP32 Seal Tight Pump | 254-28THFLEBF | C2914 | 28 | 26/31 | 25.4 | 17.10 Ref | 14-8 | |
| 15mm VP32 Seal Tight Pump | 254-31 | C2914 | 31 | 26 | 25.4 | 17.10 Ref | 1 | |
| 15mm VP32 Seal Tight Pump | 254-314GR | C2914 | 31 | 26 | 25.4 | 17.10 Ref | 1 & 11 | |
| 15mm VP32 Seal Tight Pump | 254-31FTCK | C2914 | 31 | 26 | 25.4 | 17.10 Ref | 4 & 14-2 | |
| 15mm VP32 Seal Tight Pump | 254-31FT2CK | C2914 | 31 | 26.2 | 25.4 | 17.10 Ref | 4 & 14-10 | |
| 15mm VP32 Seal Tight Pump | 254-33SFT | C2914 | 33 | 26 | 25.4 | 17.10 Ref | 3 | |
| 15mm VP32 Seal Tight Pump | 254-35TH | C2914 | 35 | 26/30 | 25.4 | 17.10 Ref | 5 | |
| 15mm VP32 Seal Tight Pump | 254-38 | C2914 | 38 | 26 | 25.4 | 17.10 Ref | 1 | |
| 15mm VP32 Seal Tight Pump | 254-38FT3R | C2914 | 38 | 26 | 25.4 | 17.10 Ref | 4 & 11-2 | |
| 15mm VP32 Seal Tight Pump | 254-40 | C2914 | 40 | 26 | 25.4 | 17.10 Ref | 1 | |
| 15mm VP32 Seal Tight Pump | 254-40FT3R | C2914 | 40 | 26 | 25.4 | 17.10 Ref | 4 & 11-2 | |
| 15mm VP32 Seal Tight Pump | 254-4211R | C2914 | 42 | 26.6 | 25.4 | 17.10 Ref | 11-1 | |
| 15mm VP32 Seal Tight Pump | 289-30 | C2898 | 30 | 29.5 | 28.9 | 17.10 Ref | 1 | |
| 15mm VP32 Seal Tight Pump | ROTEX35 | C2918 | 35 | 36.2 | 35.6 | 17.16 | 1 | |
| 15mm VP32 Seal Tight Pump | ROTEX38 | C2918 | 38 | 36.2 | 35.6 | 17.16 | 1 | |
| 15mm VP32 Seal Tight Pump | 2403-6GR30 | C3014 | 30 | 24.8 | 24.0 | 17.16 | 18 | |
| VP4/70E4FP4 | 24-28FT3GR | C2860 | 28 | 23.7 | 23.1 | 16.9 | 4 & 11 | |
| VP4/70E4FP4 | 24-30FT3GR | C2860 | 30 | 23.7 | 23.1 | 16.9 | 4 & 11 | |
| VP4/70E4FP4 | 24-303GR | C2860 | 30 | 23.7 | 23.1 | 16.9 | 1 & 11 | |
| VP4/70E4FP4 | 24-31THLN | C2860 | 31 | 23.5/26.7 | 23.1 | 16.9 | 14-7 | |
| VP4/70E4FP4 | 24-32TU * | C2860 | 32 | 23.7/31 | 23.1 | 16.9 | 10 | |
| VP4/70E4FP4 | 24-33TH | C2860 | 33 | 23.7/26.6 | 23.1 | 16.9 | 5 | * Restricted Finish |
| VP4/70E4FP4 | 24-33THCK | C2860 | 33 | 23.7/26.6 | 23.1 | 16.9 | 14-4 | |
| VP4/70E4FP4 | 24-46RND | C2860 | 46 | 23.7 | 23.1 | 16.9 | 1 | |
| VP4/70E4FP4 | 24-422R | C2860 | 42 | 23.7 | 23.1 | 16.9 | 1 & 11-3 | |
| VP4/7015mm with collar | 24-28 | C2771 | 28 | 23.7 | 23.1 | 17.33 | 1 | |
| VP4/7015mm with collar | 24-28FT3GR | C2771 | 28 | 23.7 | 23.1 | 17.33 | 4 & 11 | |
| VP4/7015mm with collar | 24-30EBSC | C2771 | 30 | 23.9 REF | 23.1 | 17.33 | 30 | |
| VP4/7015mm with collar | 24-303GR | C2771 | 30 | 23.7 | 23.1 | 17.33 | 1 & 11 | |
| VP4/7015mm with collar | 24-32TU * | C2771 | 32 | 23.7/31 | 23.1 | 17.33 | 10 | |
| VP4/7015mm with collar | 24-334GR | C2771 | 33 | 23.7 | 23.1 | 17.33 | 11-12 | * Restricted Finish |
| VP4/7015mm with collar | 24-33TH | C2771 | 33 | 23.7/26.6 | 23.1 | 17.33 | 5 | |
| VP4/7015mm with collar | 24-31THCK | C2771 | 31 | 23.7/26.6 | 23.1 | 17.33 | 14-4 | |
| VP4/7015mm with collar | 24-31THLN | C2771 | 31 | 23.5/26.7 | 23.1 | 17.33 | 14-7 | |
| VP4/7015mm with collar | 24-33THCK | C2771 | 33 | 23.7/26.6 | 23.1 | 17.33 | 14-4 | |
| VP4/7015mm with collar | 24-35TH3GR | C2771 | 35 | 23.7/26.6 | 23.1 | 17.33 | 11-4 | |
| VP4/7015mm with collar | 24-35EBSC | C2771 | 35 | 23.9 REF | 23.1 | 17.33 | 30 | |
| VP4/7015mm with collar | 24-40 | C2771 | 40 | 23.7 | 23.1 | 17.33 | 1 | |
| VP4/7015mm with collar | 24-422R | C2771 | 42 | 23.7 | 23.1 | 17.33 | 1 & 11-3 | |
| VP4/70 Pump 772 Actuator cover | 152-14FTTRI | None | 14 | 15.8 | 15.2 | 14.9 | 4 | |
| VP4/70 Actuator cover | 132-139FTTRI | None | 13.9 | 13.8 | 13.2 | 12.91 | 4 | |
| VP4/70 Actuator cover | 132-158FTTRI | None | 15.8 | 13.8 | 13.2 | 12.91 | 4 | |
| VP3 | VP3-393FTTRI | None | 39.3 | 17.8 | 17.2 | 16.7 | 1 | |
| VP3 E4 Metal clad | 18-39 | C2350 | 39 | 19.1 | 18.5 | 16.8 | 1 | |
| VP3 E5 Metal clad | 24-46 | C2584 | 46 | 23.7 | 23.1 | 19.95 | 1 | |
| VP3 E5 Metal clad | 24-422R | C2584 | 42 | 23.7 | 23.1 | 19.95 | 1 & 11-3 | |
| VP3CV15 Metal clad | VP3-28TRI | None | 28 | 17.8 | 17.2 | 16.75 | 1 | |
| Snap on Replica pump ST 10.6 | 125-22TRI | None | 22 | 13.6 | 12.5 | 12.15 | 1 | |
| Replica pump with shroud | 133-366TRI | None | 36.6 | 13.9 | 13.3 | 12.8 | 1 | |

**Note. For other caps for standard FEA
crimped pumps and shrouds see Product
groups 1 & 2**

**Product Group 15
Specific Function Caps**

10ml Roller ball cap assembly



| Cap code | Insert | Height | Cap O/D | Style |
|-----------|-----------|--------|---------|-------|
| 132-25SED | C3215 | 25 | 14 | 1 |
| 16-25 | C7005 | 25 | 16.7 | 1 |
| 18-275 | C2984 | 27.5 | 19 | 1 |
| 18-275SED | C2984 | 27.5 | 19.2 | 1 & 7 |
| | Injection | 27.5 | 19.2 | 1 & 7 |
| | Natural | | | |

Note:

Cap designed for Form Grinders ball Ref FG2103 and Housing Ref FG2104

Typical bottles I.B.C 10ml Rollette
Stoelzle Oberglas 10ml Roll On

Aluminium can cap assembly

For use on Nussbaum & Guhl 20-410 neck finish can with sifter plug

| Cap code | Insert | Height | Cap O/D | Style |
|-----------|-----------|--------|---------|-------|
| 226-3411R | C2980 | 34 | 24.1 | 11-1 |
| | Injection | | | |
| | White | | | |

Dropper cap assembly

20-410 insert with 12.3 diameter hole
20-415 White insert with 12.3 diameter hole
20-415 Whinter insert with 17.05 diameter hole and wad
DIN 168 GL18 Dropper Cap V Dropper
DIN 168 GL18 Dropper Cap Pipette
DIN 168 GL18 Cap

| Cap code | Insert | Height | Cap O/D | Style |
|-------------------------|--------|--------|---------|-------|
| SRD24-145P14 | C3270 | 14.5 | 23.7 | 31 |
| 20415-21FTSEDP124 | C3023 | 21 | 24.3 | 4 & 7 |
| 24410-197P17NS1 | C3200 | 19.7 | | |
| 20-19FT (Inset 3.5mm) | C7003 | 19 | 22 | 4 |
| 20-19P122FT (Inset 5mm) | C7004 | 19 | 22 | 31 |
| 20-19FT (Inset 3.5mm) | C7006 | 19 | 22 | 4 |

Diffuser cap assembly

24-410 clear insert with 17mm diameter hole
28-410 Natural/white insert with 20mm diameter hole

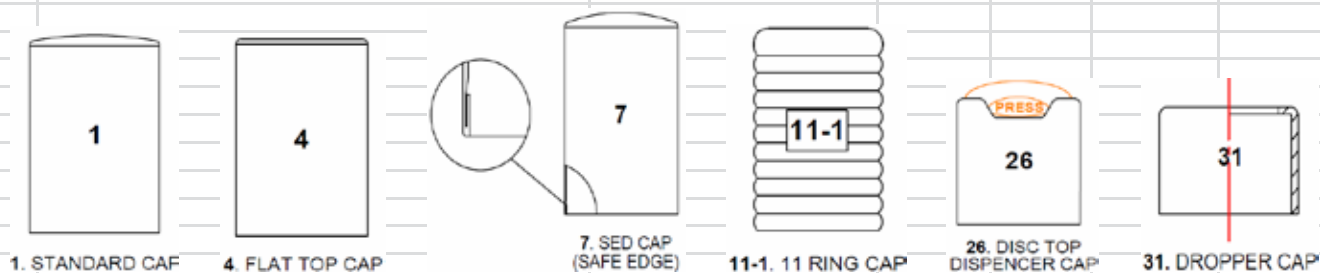
| Cap code | Insert | Height | Cap O/D | Style |
|--------------|--------|--------|---------|-------|
| 24410-197P17 | C3200 | 19.7 | 27.8 | 31 |
| 312-21P20 | C3220 | 21 | 31.8 | 31 |
| 35-29P20 | N/A | 29 | 34.3 | 31 |

Disc top cap assembly


24-410 Clear or white insert

| Cap code | Insert | Height | Cap O/D | Style |
|----------|--------|--------|---------|-------|
| 24-410DT | CP1020 | 28 | 28 | 26 |

Cap Styles:



Product Group 16
Caps with plastic inserts for Shrouds in Product Groups 4 and 5

| Pump Size | Cap Code | Cap O/D | Height | Insert No | Fit Type | Insert O/D | Rib I/D | Cap style | Comment |
|---|----------|---------|--------|-----------|----------|------------|---------|-----------|------------------|
| 15mm | 196-21 | 20.4 | 21 | C3153 | CLICK | 19.8 | | 1 | To fit SRD15-867 |
| | 196-29 | 20.4 | 29 | C3153 | CLICK | 19.8 | | 1 | To fit SRD15-867 |
| | 196-35 | 20.4 | 35 | C3153 | CLICK | 19.8 | | 1 | To fit SRD15-867 |
| Cap Styles: | | | | | | | | | |
|  | | | | | | | | | |
| <p>1. STANDARD FLOATING CAP SHOWN WITH STEPPED COLLAR SRD15-867</p> | | | | | | | | | |

**Product Group 17
Jar Caps**

| Cap Code | Cap O/D | Height | Insert No | Fit Type | Insert O/D | Cap Style | Thread Description | Comment |
|--|----------|--------|-----------|----------|------------|-----------|--------------------|---|
| 38R3-135CE | 41.0 REF | 13.7 | C3226 | SCREW | 40.5 | 32 | 38mm R3 THREAD | |
| 45R3-15CE | 56.3 REF | 15.0 | C3302 | SCREW | 50.1 | 32 | 45mm R3 THREAD | |
| 53R3-16CE | 56.3 REF | 15.7 | C3237 | SCREW | 55.7 | 32 | 53mm R3 THREAD | |
| 58R3-14CE | 59.4 REF | 14.0 | C3234 | SCREW | 58.4 | 32 | 58mm R3 THREAD | |
| 60R3-19CE | 66.5 REF | 19.15 | C3243 | SCREW | 66.2 | 32 | 60mm R3 THREAD | Only in Bright/Matt Silver & OR53-57 Gold |
| JAR CAP STYLE: | | | | | | | | |
| <div style="border: 1px solid black; width: 200px; height: 30px; margin: 0 auto; display: flex; align-items: center; justify-content: center;"> 32 </div> | | | | | | | | |
| 32. JAR CAP | | | | | | | | |



Your Trusted Partners For Packaging Solutions

Tel: +44 (0)1282 412500 | Email: info@sacoltd.com

A DIVISION OF THE LENDLOCK GROUP